

Project Manual
Caroliniana Library Fire Alarm Upgrades
Columbia, South Carolina
Volume 1 of 1

RELEASED FOR BIDDING-May 14, 2015

University of South Carolina
University Project Number H27-I851



Division	Section Title	Pages
----------	---------------	-------

PROCUREMENT AND CONTRACTING DOCUMENTS GROUP

DIVISION 00 - PROCUREMENT AND CONTRACTING REQUIREMENTS

TABLE OF CONTENTS	2
INVITATION FOR BIDS (SE-310)	1
INSTRUCTIONS TO BIDDERS (AIA DOCUMENT A701-1997 EDITION)	1
OSE FORM 00201	9
STANDARD SUPPLEMENTAL INSTRUCTIONS TO BIDDERS	
BID BOND (AIA A310)	1
SE-330-LUMP SUM BID	6
BID FORM	
STANDARD FORM OF AGREEMENT BETWEEN OWNER AND CONTRACTOR (AIA DOCUMENT A101-2007 EDITION)	1
OSE FORM 00501	3
STANDARD MODIFICATIONS TO AGREEMENT BETWEEN OWNER AND CONTRACTOR	
GENERAL CONDITIONS OF THE CONTRACT FOR CONSTRUCTION (AIA DOCUMENT A201-2007 EDITION)	1
OSE FORM 00811	21
STANDARD SUPPLEMENTARY CONDITIONS	
USC SUPPLEMENTAL GENERAL CONDITIONS FOR CONSTRUCTION PROJECTS	5
SE-355 PERFORMANCE BOND	2
SEE-357 LABOR AND MATERIAL PAYMENT BOND	2
SE-380 CHANGE ORDER TO CONSTRUCTION CONTRACT	1

SPECIFICATIONS GROUP

DIVISION 01 - GENERAL REQUIREMENTS

011000	SUMMARY	4
012500	SUBSTITUTION PROCEDURES	4
012600	CONTRACT MODIFICATION PROCEDURES	3
012900	PAYMENT PROCEDURES	4
013100	PROJECT MANAGEMENT AND COORDINATION	7
013200	CONSTRUCTION PROGRESS DOCUMENTATION	4
013233	PHOTOGRAPHIC DOCUMENTATION	2
013300	SUBMITTAL PROCEDURES	7
014000	QUALITY REQUIREMENTS	3
014200	REFERENCES	8
016000	PRODUCT REQUIREMENTS	5
017300	EXECUTION	6
017700	CLOSEOUT PROCEDURES	5
017823	OPERATION AND MAINTENANCE DATA	5
017839	PROJECT RECORD DOCUMENTS	4

DIVISION 26 - ELECTRICAL

260500	BASIC ELECTRICAL MATERIALS AND METHODS	8
260510	THROUGH-PENETRATION FIRESTOP SYSTEMS	7
260600	GROUNDING AND BONDING	3
260720	ELECTRICAL SUPPORTS AND SEISMIC RESTRAINTS	4
283100	FIRE ALARM SYSTEM	24

ADDITIONAL INFORMATION

ASBESTOS BULK BUILDING MATERIAL-CHAIN OF CUSTODY	2
USC WORK ORDER FM00425566	2
Test Report: Asbestos Analysis of Bulk Materials via EPA 600/R-93/116 Method using Polarized Light Microscopy	1
Test Report: Asbestos Analysis of Non-Friable Organically Bound Materials by TEM via EPA/600/R-93/116 Section 2.5.5.1	1

END OF TABLE OF CONTENTS

SE-310 INVITATION FOR CONSTRUCTION SERVICES

PROJECT NAME: Caroliniana Library Fire Alarm Upgrades

PROJECT NUMBER: H27-I851

PROJECT LOCATION: University of South Carolina

BID SECURITY REQUIRED?	Yes <input checked="" type="checkbox"/> No <input type="checkbox"/>	NOTE: Contractor may be subject to a performance appraisal at the close of the project.
PERFORMANCE BOND REQUIRED?	Yes <input checked="" type="checkbox"/> No <input type="checkbox"/>	
PAYMENT BOND REQUIRED?	Yes <input checked="" type="checkbox"/> No <input type="checkbox"/>	

CONSTRUCTION COST RANGE: \$ 175,000-\$225,000

DESCRIPTION OF PROJECT: Upgrades to Fire Alarm at Caroliniana Library

BIDDING DOCUMENTS/PLANS MAY BE OBTAINED FROM: purchasing.sc.edu. "Facilities/Construction Solicitations/Awards."

PLAN DEPOSIT AMOUNT: \$ \$0.00 **IS DEPOSIT REFUNDABLE** Yes No N/A

Bidders must obtain Bidding Documents/Plans from the above listed source(s) to be listed as an official plan holder. Only those Bidding Documents/Plans obtained from the above listed source(s) are official. Bidders that rely on copies of Bidding Documents/Plans obtained from any other source do so at their own risk. All written communications with official plan holders & bidders **WILL** **WILL NOT** be via email or website posting.

IN ADDITION TO THE ABOVE OFFICIAL SOURCE(S), BIDDING DOCUMENTS/PLANS ARE ALSO AVAILABLE AT:
N/A

All questions & correspondence concerning this Invitation shall be addressed to the A-E.

A-E NAME: Land Engineering Assocaites, LLC

A-E CONTACT: Joe Land

A-E ADDRESS: **Street/PO Box:** 262 Sandhurst Road, Suite 101
City: Columbia **State:** SC **ZIP:** 29210-

EMAIL: Joe.Land.LEA@sc.rr.com

TELEPHONE: 803.528.1437 **FAX:** _____

AGENCY: University of South Carolina

AGENCY PROJECT COORDINATOR: Aimee Rish

ADDRESS: **Street/PO Box:** 743 Greene Street
City: Columbia **State:** SC **ZIP:** 29208-

EMAIL: arish@fmc.sc.edu

TELEPHONE: 803-777-2261 **FAX:** 803-777-7334

PRE-BID CONFERENCE: Yes No **MANDATORY ATTENDANCE:** Yes No

PRE-BID DATE: 6/2/2015 **TIME:** 10:00 pm **PLACE:** 743 Greene St; Cola SC 29208; Conf Room 053

BID CLOSING DATE: 6/16/2015 **TIME:** 2:00 pm **PLACE:** 743 Greene St; Cola SC 29208; Conf Room 053

BID DELIVERY ADDRESSES:

HAND-DELIVERY:
Attn: Aimee Rish "Bid Enclosed"
743 Greene Street
Columbia, SC 29208

MAIL SERVICE:
Attn: Aimee Rish "Bid Enclosed"
743 Greene Street
Columbia, SC 29208

IS PROJECT WITHIN AGENCY CONSTRUCTION CERTIFICATION? (Agency MUST check one) Yes No

APPROVED BY: _____ **DATE:** _____
(OSE Project Manager)

A701

Instruction to Bidders

(1997 Edition)

Original AIA Document on file at the office of
University of South Carolina
743 Greene Street
Columbia, South Carolina 29208

OSE FORM 00201

STANDARD SUPPLEMENTAL INSTRUCTIONS TO BIDDERS

AGENCY: University of South Carolina

PROJECT NAME: Caroliniana Library Fire Alarm Upgrades

PROJECT NUMBER: H27-I851

PROJECT LOCATION: University of South Carolina

PROCUREMENT OFFICER: Aimee Rish

1. STANDARD SUPPLEMENTAL INSTRUCTIONS TO BIDDERS

- 1.1 These Standard Supplemental Instructions to Bidders amend or supplement Instructions to Bidders (AIA Document A701-1997) and other provisions of Bidding and Contract Documents as indicated below.
- 1.2 Compliance with these Standard Supplemental Instructions is required by the Office of State Engineer (OSE) for all State projects when competitive sealed bidding is used as the method of procurement.
- 1.3 All provisions of the A701-1997, which are not so amended or supplemented, remain in full force and effect.
- 1.4 Bidders are cautioned to carefully examine the Bidding and Contract Documents for additional instructions or requirements.

2. MODIFICATIONS TO A701-1997

2.1 *Delete Section 1.1 and insert the following:*

1.1 Bidding Documents, collectively referred to as the **Invitation for Bids**, include the Bidding Requirements and the proposed Contract Documents. The Bidding Requirements consist of the Advertisement, Instructions to Bidders (A-701), Supplementary Instructions to Bidders, the bid form (SE-330), the Notice of Intent to Award (SE-370), and other sample bidding and contract forms. The proposed Contract Documents consist of the form of Agreement between the Owner and Contractor, Conditions of the Contract (General, Supplementary and other Conditions), Drawings, Specifications, all Addenda issued prior to execution of the Contract, and other documents set forth in the Bidding Documents. Any reference in this document to the Agreement between the Owner and Contractor, AIA Document A101, or some abbreviated reference thereof, shall mean the AIA A101, 2007 Edition as modified by OSE Form 00501 – Standard Modification to Agreement between Owner and Contractor. Any reference in this document to the General Conditions of the Contract for Construction, AIA Document A201, or some abbreviated reference thereof, shall mean the AIA A201, 2007 Edition as modified by OSE Form 00811 – Standard Supplementary Conditions.

2.2 *In Section 1.8, delete the words “and who meets the requirements set forth in the Bidding Documents”.*

2.3 *In Section 2.1, delete the word “making” and substitute the word “submitting.”*

2.4 *In Section 2.1.1:*

After the words “Bidding Documents,” delete the word “or” and substitute the word “and.”

Insert the following at the end of this section:

Bidders are expected to examine the Bidding Documents and Contract Documents thoroughly and should request an explanation of any ambiguities, discrepancies, errors, omissions, or conflicting statements. Failure to do so will be at the Bidder’s risk. Bidder assumes responsibility for any patent ambiguity that Bidder does not bring to the Owner’s attention prior to bid opening.

2.5 *In Section 2.1.3, insert the following after the term “Contract Documents” and before the period:*

and accepts full responsibility for any pre-bid existing conditions that would affect the Bid that could have been ascertained by a site visit. As provided in Regulation 19-445.2042(B), a bidder’s failure to attend an advertised pre-bid conference will not excuse its responsibility for estimating properly the difficulty and cost of successfully performing the work, or for proceeding to successfully perform the work without additional expense to the State.

2.6 *Insert the following Sections 2.2 through 2.6:*

2.2 CERTIFICATION OF INDEPENDENT PRICE DETERMINATION

GIVING FALSE, MISLEADING, OR INCOMPLETE INFORMATION ON THIS CERTIFICATION MAY RENDER YOU SUBJECT TO PROSECUTION UNDER SECTION 16-9-10 OF THE SOUTH CAROLINA CODE OF LAWS AND OTHER APPLICABLE LAWS.

OSE FORM 00201**STANDARD SUPPLEMENTAL INSTRUCTIONS TO BIDDERS**

- A. By submitting an bid, the bidder certifies that—
1. The prices in this bid have been arrived at independently, without, for the purpose of restricting competition, any consultation, communication, or agreement with any other bidder or competitor relating to—
 - a. Those prices;
 - b. The intention to submit an bid; or
 - c. The methods or factors used to calculate the prices offered.
 2. The prices in this bid have not been and will not be knowingly disclosed by the bidder, directly or indirectly, to any other bidder or competitor before bid opening (in the case of a sealed bid solicitation) or contract award (in the case of a negotiated solicitation) unless otherwise required by law; and
 3. No attempt has been made or will be made by the bidder to induce any other concern to submit or not to submit a bid for the purpose of restricting competition.
- B. Each signature on the bid is considered to be a certification by the signatory that the signatory—
1. Is the person in the bidder's organization responsible for determining the prices being offered in this bid, and that the signatory has not participated and will not participate in any action contrary to paragraphs A.1 through A.3 of this certification; or
 2.
 - a. Has been authorized, in writing, to act as agent for the bidder's principals in certifying that those principals have not participated, and will not participate in any action contrary to paragraphs A.1 through A.3 of this certification [As used in this subdivision B.2.a, the term "principals" means the person(s) in the bidder's organization responsible for determining the prices offered in this bid];
 - b. As an authorized agent, does certify that the principals referenced in subdivision B.2.a of this certification have not participated, and will not participate, in any action contrary to paragraphs A.1 through A.3 of this certification; and
 - c. As an agent, has not personally participated, and will not participate, in any action contrary to paragraphs A.1 through A.3 of this certification.
- C. If the bidder deletes or modifies paragraph (a)(2) of this certification, the bidder must furnish with its offer a signed statement setting forth in detail the circumstances of the disclosure.

2.3 DRUG FREE WORKPLACE

By submitting a bid, the Bidder certifies that Bidder will maintain a drug free workplace in accordance with the requirements of Title 44, Chapter 107 of South Carolina Code of Laws, as amended.

2.4 CERTIFICATION REGARDING DEBARMENT AND OTHER RESPONSIBILITY MATTERS

- A. 1. By submitting an Bid, Bidder certifies, to the best of its knowledge and belief, that-
- a. Bidder and/or any of its Principals-
 - (i) Are not presently debarred, suspended, proposed for debarment, or declared ineligible for the award of contracts by any state or federal agency;
 - (ii) Have not, within a three-year period preceding this bid, been convicted of or had a civil judgment rendered against them for: commission of fraud or a criminal offense in connection with obtaining, attempting to obtain, or performing a public (Federal, state, or local) contract or subcontract; violation of Federal or state antitrust statutes relating to the submission of bids; or commission of embezzlement, theft, forgery, bribery, falsification or destruction of records, making false statements, tax evasion, or receiving stolen property; and
 - (iii) Are not presently indicted for, or otherwise criminally or civilly charged by a governmental entity with, commission of any of the offenses enumerated in paragraph A.1.a.(ii) of this provision.
 - b. Bidder has not, within a three-year period preceding this bid, had one or more contracts terminated for default by any public (Federal, state, or local) entity.
2. "Principals," for the purposes of this certification, means officers; directors; owners; partners; and, persons having primary management or supervisory responsibilities within a business entity (e.g., general manager; plant manager; head of a subsidiary, division, or business segment, and similar positions).
- B. Bidder shall provide immediate written notice to the Procurement Officer if, at any time prior to contract award, Bidder learns that its certification was erroneous when submitted or has become erroneous by reason of changed circumstances.
- C. If Bidder is unable to certify the representations stated in paragraphs A.1, Bidder must submit a written explanation regarding its inability to make the certification. The certification will be considered in connection with a review of the Bidder's responsibility. Failure of the Bidder to furnish additional information as requested by the Procurement Officer may render the Bidder nonresponsible.

OSE FORM 00201**STANDARD SUPPLEMENTAL INSTRUCTIONS TO BIDDERS**

Nothing contained in the foregoing shall be construed to require establishment of a system of records in order to render, in good faith, the certification required by paragraph A. of this provision. The knowledge and information of a Bidder is not required to exceed that which is normally possessed by a prudent person in the ordinary course of business dealings.

- D. The certification in paragraph A. of this provision is a material representation of fact upon which reliance was placed when making award. If it is later determined that the Bidder knowingly or in bad faith rendered an erroneous certification, in addition to other remedies available to the State, the Procurement Officer may terminate the contract resulting from this solicitation for default.

2.5 ETHICS CERTIFICATE

By submitting a bid, the bidder certifies that the bidder has and will comply with, and has not, and will not, induce a person to violate Title 8, Chapter 13 of the South Carolina Code of Laws, as amended (ethics act). The following statutes require special attention: Section 8-13-700, regarding use of official position for financial gain; Section 8-13-705, regarding gifts to influence action of public official; Section 8-13-720, regarding offering money for advice or assistance of public official; Sections 8-13-755 and 8-13-760, regarding restrictions on employment by former public official; Section 8-13-775, prohibiting public official with economic interests from acting on contracts; Section 8-13-790, regarding recovery of kickbacks; Section 8-13-1150, regarding statements to be filed by consultants; and Section 8-13-1342, regarding restrictions on contributions by contractor to candidate who participated in awarding of contract. The state may rescind any contract and recover all amounts expended as a result of any action taken in violation of this provision. If contractor participates, directly or indirectly, in the evaluation or award of public contracts, including without limitation, change orders or task orders regarding a public contract, contractor shall, if required by law to file such a statement, provide the statement required by Section 8-13-1150 to the procurement officer at the same time the law requires the statement to be filed.

2.6 RESTRICTIONS APPLICABLE TO BIDDERS & GIFTS

Violation of these restrictions may result in disqualification of your bid, suspension or debarment, and may constitute a violation of the state Ethics Act. (a) After issuance of the solicitation, ***bidder agrees not to discuss this procurement activity in any way with the Owner or its employees, agents or officials.*** All communications must be solely with the Procurement Officer. This restriction may be lifted by express written permission from the Procurement Officer. This restriction expires once a contract has been formed. (b) Unless otherwise approved in writing by the Procurement Officer, ***bidder agrees not to give anything to the Owner, any affiliated organizations, or the employees, agents or officials of either, prior to award.*** (c) Bidder acknowledges that the policy of the State is that a governmental body should not accept or solicit a gift, directly or indirectly, from a donor if the governmental body has reason to believe the donor has or is seeking to obtain contractual or other business or financial relationships with the governmental body. Regulation 19-445.2165(C) broadly defines the term donor.

2.7 IRAN DIVESTMENT ACT CERTIFICATION

(a) The Iran Divestment Act List is a list published by the Board pursuant to Section 11-57-310 that identifies persons engaged in investment activities in Iran. Currently, the list is available at the following URL: <http://procurement.sc.gov/PS/PS-iran-divestment.phtm>(.) Section 11-57-310 requires the government to provide a person ninety days written notice before he is included on the list. The following representation, which is required by Section 11-57-330(A), is a material inducement for the State to award a contract to you. (b) By signing your Offer, you certify that, as of the date you sign, you are not on the then-current version of the Iran Divestment Act List. (c) You must notify the Procurement Officer immediately if, at any time before posting of a final statement of award, you are added to the Iran Divestment Act List.

2.7 Delete Section 3.1.1 and substitute the following:

3.1.1 Bidders may obtain complete sets of the Bidding Documents from the issuing office designated in the Advertisement in the number and for the deposit sum, if any, stated therein. If so provided in the Advertisement, the deposit will be refunded to all plan holders who return the Bidding Documents in good condition within ten days after receipt of Bids. The cost of replacement of missing or damaged documents will be deducted from the deposit. A Bidder receiving a Contract award may retain the Bidding Documents and the Bidder's deposit will be refunded.

2.8 Delete the language of Section 3.1.2 and insert the word "Reserved."**2.9 In Section 3.1.4, delete the words "and Architect may make" and substitute the words "has made."****2.10 Insert the following Section 3.1.5**

3.1.5 All persons obtaining Bidding Documents from the issuing office designated in the Advertisement shall provide that office with Bidder's contact information to include the Bidder's name, telephone number, mailing address, and email address.

OSE FORM 00201**STANDARD SUPPLEMENTAL INSTRUCTIONS TO BIDDERS****2.11** *In Section 3.2.2:*

Delete the words “and Sub-bidders”

Delete the word “seven” and substitute the word “ten”

2.12 *In Section 3.2.3:*

In the first Sentence, insert the word “written” before the word “Addendum.”

Insert the following at the end of the section:

As provided in Regulation 19-445.2042(B), nothing stated at the pre-bid conference shall change the Bidding Documents unless a change is made by written Addendum.

2.13 *Insert the following at the end of Section 3.3.1:*

Reference in the Bidding Documents to a designated material, product, thing, or service by specific brand or trade name followed by the words “or equal” and “or approved equal” shall be interpreted as establishing a standard of quality and shall not be construed as limiting competition.

2.14 *Delete Section 3.3.2 and substitute the following:*

3.3.2 No request to substitute materials, products, or equipment for materials, products, or equipment described in the Bidding Documents and no request for addition of a manufacturer or supplier to a list of approved manufacturers or suppliers in the Bidding Documents will be considered prior to receipt of Bids unless written request for approval has been received by the Architect at least ten days prior to the date for receipt of Bids established in the Invitation for Bids. Any subsequent extension of the date for receipt of Bids by addendum shall not extend the date for receipt of such requests unless the addendum so specifies. Such requests shall include the name of the material or equipment for which it is to be substituted and a complete description of the proposed substitution including drawings, performance and test data, and other information necessary for an evaluation. A statement setting forth changes in other materials, equipment or other portions of the Work, including changes in the work of other contracts that incorporation of the proposed substitution would require, shall be included. The burden of proof of the merit of the proposed substitution is upon the proposer. The Architect's decision of approval or disapproval of a proposed substitution shall be final.

2.15 *Delete Section 3.4.3 and substitute the following:*

3.4.3 Addenda will be issued no later than 120 hours prior to the time for receipt of Bids except an Addendum withdrawing the request for Bids or one which includes postponement of the date for receipt of Bids.

2.16 *Insert the following Sections 3.4.5 and 3.4.6:*

3.4.5 When the date for receipt of Bids is to be postponed and there is insufficient time to issue a written Addendum prior to the original Bid Date, Owner will notify prospective Bidders by telephone or other appropriate means with immediate follow up with a written Addendum. This Addendum will verify the postponement of the original Bid Date and establish a new Bid Date. The new Bid Date will be no earlier than the fifth (5th) calendar day after the date of issuance of the Addendum postponing the original Bid Date.

3.4.6 If an emergency or unanticipated event interrupts normal government processes so that bids cannot be received at the government office designated for receipt of bids by the exact time specified in the solicitation, the time specified for receipt of bids will be deemed to be extended to the same time of day specified in the solicitation on the first work day on which normal government processes resume. In lieu of an automatic extension, an Addendum may be issued to reschedule bid opening. If state offices are closed at the time a pre-bid or pre-proposal conference is scheduled, an Addendum will be issued to reschedule the conference.

2.17 *In Section 4.1.1, delete the word “forms” and substitute the words “SE-330 Bid Form.”***2.18** *Delete Section 4.1.2 and substitute the following:*

4.1.2 Any blanks on the bid form to be filled in by the Bidder shall be legibly executed in a non-erasable medium. Bids shall be signed in ink or other indelible media.

2.19 *Delete Section 4.1.3 and substitute the following:*

4.1.3 Sums shall be expressed in figures.

2.20 *Insert the following at the end of Section 4.1.4:*

Bidder shall not make stipulations or qualify his bid in any manner not permitted on the bid form. An incomplete Bid or information not requested that is written on or attached to the Bid Form that could be considered a qualification of the Bid, may be cause for rejection of the Bid.

OSE FORM 00201

STANDARD SUPPLEMENTAL INSTRUCTIONS TO BIDDERS

2.21 Delete Section 4.1.5 and substitute the following:

4.1.5 All requested Alternates shall be bid. The failure of the bidder to indicate a price for an Alternate shall render the Bid non-responsive. Indicate the change to the Base Bid by entering the dollar amount and marking, as appropriate, the box for "ADD TO" or "DEDUCT FROM". If no change in the Base Bid is required, enter "ZERO" or "No Change." For add alternates to the base bid, Subcontractor(s) listed on page BF-2 of the Bid Form to perform Alternate Work shall be used for both Alternates and Base Bid Work if Alternates are accepted.

2.22 Delete Section 4.1.6 and substitute the following:

4.1.6 Pursuant to Title 11, Chapter 35, Section 3020(b)(i) of the South Carolina Code of Laws, as amended, Section 7 of the Bid Form sets forth a list of subcontractor specialties for which Bidder is required to identify only those subcontractors Bidder will use to perform the work of each listed specialty. Bidder must follow the Instructions in the Bid Form for filling out this section of the Bid Form. Failure to properly fill out Section 7 may result in rejection of Bidder's bid as non-responsive.

2.23 Delete Section 4.1.7 and substitute the following:

4.1.7 Each copy of the Bid shall state the legal name of the Bidder and the nature of legal form of the Bidder. Each copy shall be signed by the person or persons legally authorized to bind the Bidder to a contract. A Bid submitted by an agent shall have a current power of attorney attached certifying the agent's authority to bind the Bidder.

2.24 Delete Section 4.2.1 and substitute the following:

4.2.1 If required by the Invitation for Bids, each Bid shall be accompanied by a bid security in an amount of not less than five percent of the Base Bid. The bid security shall be a bid bond or a certified cashier's check. The Bidder pledges to enter into a Contract with the Owner on the terms stated in the Bid and will, if required, furnish bonds covering the faithful performance of the Contract and payment of all obligations arising thereunder. Should the Bidder refuse to enter into such Contract or fail to furnish such bonds if required, the amount of the bid security shall be forfeited to the Owner as liquidated damages, not as a penalty.

2.25 Delete Section 4.2.2 and substitute the following:

4.2.2 If a surety bond is required, it shall be written on AIA Document A310, Bid Bond, and the attorney-in-fact who executes the bond on behalf of the surety shall affix to the bond a certified and current copy of the power of attorney. The bid bond shall:

- .1 Be issued by a surety company licensed to do business in South Carolina;
- .2 Be issued by a surety company having, at a minimum, a "Best Rating" of "A" as stated in the most current publication of "Best's Key Rating Guide, Property-Casualty", which company shows a financial strength rating of at least five (5) times the contract price.
- .3 Be enclosed in the bid envelope at the time of Bid Opening, either in paper copy or as an electronic bid bond authorization number provided on the Bid Form and issued by a firm or organization authorized by the surety to receive, authenticate and issue binding electronic bid bonds on behalf the surety.

2.26 Delete Section 4.2.3 and substitute the following:

4.2.3 By submitting a bid bond via an electronic bid bond authorization number on the Bid Form and signing the Bid Form, the Bidder certifies that an electronic bid bond has been executed by a Surety meeting the standards required by the Bidding Documents and the Bidder and Surety are firmly bound unto the State of South Carolina under the conditions provided in this Section 4.2.

2.27 Insert the following Section 4.2.4:

4.2.4 The Owner will have the right to retain the bid security of Bidders to whom an award is being considered until either (a) the Contract has been executed and performance and payment bonds, if required, have been furnished, or (b) the specified time has elapsed so that Bids may be withdrawn or (c) all Bids have been rejected.

2.28 Delete Section 4.3.1 and substitute the following:

4.3.1 All copies of the Bid, the bid security, if any, and any other documents required to be submitted with the Bid shall be enclosed in a sealed opaque envelope. The envelope shall, unless hand delivered by the Bidder, be addressed to the Owner's designated purchasing office as shown in the Invitation for Bids. The envelope shall be identified with the Project name, the Bidder's name and address and, if applicable, the designated portion of the Work for which the Bid is submitted. If the Bid is sent by mail or special delivery service (UPS, Federal Express, etc.), the envelope should be labeled "BID ENCLOSED" on the face thereof. Bidders hand delivering their Bids shall deliver Bids to the place of the Bid Opening as shown in the Invitation for Bids. Whether or not Bidders attend the Bid Opening, they

OSE FORM 00201**STANDARD SUPPLEMENTAL INSTRUCTIONS TO BIDDERS**

shall give their Bids to the Owner's procurement officer or his/her designee as shown in the Invitation for Bids prior to the time of the Bid Opening.

2.29 *Insert the following Section 4.3.6 and substitute the following:*

4.3.5 The official time for receipt of Bids will be determined by reference to the clock designated by the Owner's procurement officer or his/her designee. The procurement officer conducting the Bid Opening will determine and announce that the deadline has arrived and no further Bids or bid modifications will be accepted. All Bids and bid modifications in the possession of the procurement officer at the time the announcement is completed will be timely, whether or not the bid envelope has been date/time stamped or otherwise marked by the procurement officer.

2.30 *Delete Section 4.4.2 and substitute the following:*

4.4.2 Prior to the time and date designated for receipt of Bids, a Bid submitted may be withdrawn in person or by written notice to the party receiving Bids at the place designated for receipt of Bids. Withdrawal by written notice shall be in writing over the signature of the Bidder.

2.31 *In Section 5.1, delete everything following the caption "OPENING OF BIDS" and substitute the following:*

5.1.1 Bids received on time will be publicly opened and will be read aloud. Owner will not read aloud Bids that Owner determines, at the time of opening, to be non-responsive. .

5.1.2 At bid opening, Owner will announce the date and location of the posting of the Notice of Intended Award.

5.1.3 Owner will send a copy of the final Bid Tabulation to all Bidders within ten (10) working days of the Bid Opening.

5.1.4 If Owner determines to award the Project, Owner will, after posting a Notice of Intended Award, send a copy of the Notice to all Bidders.

5.1.5 If only one Bid is received, Owner will open and consider the Bid.

2.32 *In Section 5.2, insert the section number "5.2.1" before the words of the "The Owner" at the beginning of the sentence.*

2.33 *Insert the following Sections 5.2.2 and 5.2.3:*

5.2.2 The reasons for which the Owner will reject Bids include, but are not limited to:

- .1** Failure by a Bidder to be represented at a Mandatory Pre-Bid Conference or site visit;
- .2** Failure to deliver the Bid on time;
- .3** Failure to comply with Bid Security requirements, except as expressly allowed by law;
- .4** Listing an invalid electronic Bid Bond authorization number on the bid form;
- .5** Failure to Bid an Alternate, except as expressly allowed by law;
- .6** Failure to list qualified Subcontractors as required by law;
- .7** Showing any material modification(s) or exception(s) qualifying the Bid;
- .8** Faxing a Bid directly to the Owner or their representative; or
- .9** Failure to include a properly executed Power-of-Attorney with the bid bond.

5.2.3 The Owner may reject a Bid as nonresponsive if the prices bid are materially unbalanced between line items or sub-line items. A bid is materially unbalanced when it is based on prices significantly less than cost for some work and prices which are significantly overstated in relation to cost for other work, and if there is a reasonable doubt that the bid will result in the lowest overall cost to the Owner even though it may be the low evaluated bid, or if it is so unbalanced as to be tantamount to allowing an advance payment.

2.34 *Delete Section 6.1 and substitute the following:*

6.1 CONTRACTOR'S RESPONSIBILITY

Owner will make a determination of Bidder's responsibility before awarding a contract. Bidder shall provide all information and documentation requested by the Owner to support the Owner's evaluation of responsibility. Failure of Bidder to provide requested information is cause for the Owner, at its option, to determine the Bidder to be non-responsive

2.35 *Delete the language of Section 6.2 and insert the word "Reserved."*

2.36 *Delete the language of Sections 6.3.2, 6.3.3, and 6.3.4 and insert the word "Reserved" after each Section Number.*

OSE FORM 00201**STANDARD SUPPLEMENTAL INSTRUCTIONS TO BIDDERS**

2.37 *Insert the following Section 6.4*

6.4 CLARIFICATION

Pursuant to Section 11-35-1520(8), the Procurement Officer may elect to communicate with a Bidder after opening for the purpose of clarifying either the Bid or the requirements of the Invitation for Bids. Such communications may be conducted only with Bidders who have submitted a Bid which obviously conforms in all material aspects to the Invitation for Bids and only in accordance with Appendix D (Paragraph A(6)) to the Manual for Planning and Execution of State Permanent Improvement, Part II. Clarification of a Bid must be documented in writing and included with the Bid. Clarifications may not be used to revise a Bid or the Invitation for Bids. [Section 11-35-1520(8); R.19-445.2080]

2.38 *Delete Section 7.1.2 and substitute the following:*

7.1.2 The performance and payment bonds shall conform to the requirements of Section 11.4 of the General Conditions of the Contract. If the furnishing of such bonds is stipulated in the Bidding Documents, the cost shall be included in the Bid.

2.39 *Delete the language of Section 7.1.3 and insert the word "Reserved."*

2.40 *In Section 7.2, insert the words "CONTRACT, CERTIFICATES OF INSURANCE" into the caption after the word "Delivery."*

2.41 *Delete Section 7.2.1 and substitute the following:*

7.2.1 After expiration of the protest period, the Owner will tender a signed Contract for Construction to the Bidder and the Bidder shall return the fully executed Contract for Construction to the Owner within seven days thereafter. The Bidder shall deliver the required bonds and certificate of insurance to the Owner not later than three days following the date of execution of the Contract. Failure to deliver these documents as required shall entitle the Owner to consider the Bidder's failure as a refusal to enter into a contract in accordance with the terms and conditions of the Bidder's Bid and to make claim on the Bid Security for re-procurement cost.

2.42 *Delete the language of Section 7.2.2 and insert the word "Reserved."*

2.43 *Delete the language of Article 8 and insert the following:*

Unless otherwise required in the Bidding Documents, the Agreement for the Work will be written on South Carolina Modified AIA Document A101, 2007, Standard Form of Agreement Between Owner and Contractor as modified by OSE Form 00501 – Standard Modification to Agreement Between Owner and Contractor.

2.44 *Insert the following Article 9:*

ARTICLE 9 MISCELLANEOUS**9.1 NONRESIDENT TAXPAYER REGISTRATION AFFIDAVIT INCOME TAX WITHHOLDING
IMPORTANT TAX NOTICE - NONRESIDENTS ONLY**

Withholding Requirements for Payments to Nonresidents: Section 12-8-550 of the South Carolina Code of Laws requires persons hiring or contracting with a nonresident conducting a business or performing personal services of a temporary nature within South Carolina to withhold 2% of each payment made to the nonresident. The withholding requirement does not apply to (1) payments on purchase orders for tangible personal property when the payments are not accompanied by services to be performed in South Carolina, (2) nonresidents who are not conducting business in South Carolina, (3) nonresidents for contracts that do not exceed \$10,000 in a calendar year, or (4) payments to a nonresident who (a) registers with either the S.C. Department of Revenue or the S.C. Secretary of State and (b) submits a Nonresident Taxpayer Registration Affidavit - Income Tax Withholding, Form I-312 to the person letting the contract.

For information about other withholding requirements (e.g., employee withholding), contact the Withholding Section at the South Carolina Department of Revenue at 803-898-5383 or visit the Department's website at: www.sctax.org

This notice is for informational purposes only. This Owner does not administer and has no authority over tax issues. All registration questions should be directed to the License and Registration Section at 803-898-5872 or to the South Carolina Department of Revenue, Registration Unit, Columbia, S.C. 29214-0140. All withholding questions should be directed to the Withholding Section at 803-898- 5383.

PLEASE SEE THE "NONRESIDENT TAXPAYER REGISTRATION AFFIDAVIT INCOME TAX WITHHOLDING" FORM (Available through SC Department of Revenue).

OSE FORM 00201**STANDARD SUPPLEMENTAL INSTRUCTIONS TO BIDDERS****9.2 CONTRACTOR LICENSING**

Contractors and Subcontractors listed in Section 7 of the Bid Form who are required by the South Carolina Code of Laws to be licensed, must be licensed at the time of bidding.

9.3 SUBMITTING CONFIDENTIAL INFORMATION

For every document Bidder submits in response to or with regard to this solicitation or request, Bidder must separately mark with the word "CONFIDENTIAL" every page, or portion thereof, that Bidder contends contains information that is exempt from public disclosure because it is either (a) a trade secret as defined in Section 30-4-40(a)(1), or (b) privileged & confidential, as that phrase is used in Section 11-35-410. For every document Bidder submits in response to or with regard to this solicitation or request, Bidder must separately mark with the words "TRADE SECRET" every page, or portion thereof, that Bidder contends contains a trade secret as that term is defined by Section 39-8-20 of the Trade Secrets Act. For every document Bidder submits in response to or with regard to this solicitation or request, Bidder must separately mark with the word "PROTECTED" every page, or portion thereof, that Bidder contends is protected by Section 11-35-1810. All markings must be conspicuous; use color, bold, underlining, or some other method in order to conspicuously distinguish the mark from the other text. Do not mark your entire bid as confidential, trade secret, or protected! If your bid, or any part thereof, is improperly marked as confidential or trade secret or protected, the State may, in its sole discretion, determine it nonresponsive. If only portions of a page are subject to some protection, do not mark the entire page. By submitting a response to this solicitation, Bidder (1) agrees to the public disclosure of every page of every document regarding this solicitation or request that was submitted at any time prior to entering into a contract (including, but not limited to, documents contained in a response, documents submitted to clarify a response, & documents submitted during negotiations), unless the page is conspicuously marked "TRADE SECRET" or "CONFIDENTIAL" or "PROTECTED", (2) agrees that any information not marked, as required by these bidding instructions, as a "Trade Secret" is not a trade secret as defined by the Trade Secrets Act, & (3) agrees that, notwithstanding any claims or markings otherwise, any prices, commissions, discounts, or other financial figures used to determine the award, as well as the final contract amount, are subject to public disclosure. In determining whether to release documents, the State will detrimentally rely on Bidders's marking of documents, as required by these bidding instructions, as being either "Confidential" or "Trade Secret" or "PROTECTED". By submitting a response, Bidder agrees to defend, indemnify & hold harmless the State of South Carolina, its officers & employees, from every claim, demand, loss, expense, cost, damage or injury, including attorney's fees, arising out of or resulting from the State withholding information that Bidder marked as "confidential" or "trade secret" or "PROTECTED".

9.4 POSTING OF INTENT TO AWARD

Notice of Intent to Award, SE-370, will be posted at the following location:

Room or Area of Posting: Lobby

Building Where Posted: University of South Carolina-Facilities

Address of Building: 743 Greene Street, Columbia, SC 29208

WEB site address (if applicable): http://purchasing.sc.edu

Posting date will be announced at bid opening. In addition to posting the notice, the Owner will promptly send all responsive bidders a copy of the notice of intent to award and the final bid tabulation

9.5 PROTEST OF SOLICITATION OR AWARD

Any prospective bidder, offeror, contractor, or subcontractor who is aggrieved in connection with the solicitation of a contract shall protest within fifteen days of the date of issuance of the applicable solicitation document at issue. Any actual bidder, offeror, contractor, or subcontractor who is aggrieved in connection with the intended award or award of a contract shall protest within ten days of the date notification of intent to award is posted in accordance with Title 11, Chapter 35, Section 4210 of the South Carolina Code of Laws, as amended. A protest shall be in writing, shall set forth the grounds of the protest and the relief requested with enough particularity to give notice of the issues to be decided, and must be received by the State Engineer within the time provided.

Any protest must be addressed to the CPO, Office of State Engineer, and submitted in writing:

- A. by email to protest-ose@mso.sc.gov,
- B. by facsimile at 803-737-0639, or
- C. by post or delivery to 1201 Main Street, Suite 600, Columbia, SC 29201.

By submitting a protest to the foregoing email address, you (and any person acting on your behalf) consent to receive communications regarding your protest (and any related protests) at the e-mail address from which you sent your protest.

OSE FORM 00201

STANDARD SUPPLEMENTAL INSTRUCTIONS TO BIDDERS

9.6 SOLICITATION INFORMATION FROM SOURCES OTHER THAN OFFICIAL SOURCE

South Carolina Business Opportunities (SCBO) is the official state government publication for State of South Carolina solicitations. Any information on State agency solicitations obtained from any other source is unofficial and any reliance placed on such information is at the bidder's sole risk and is without recourse under the South Carolina Consolidated Procurement Code.

9.7 BUILDER'S RISK INSURANCE

Bidders are directed to Article 11.3 of the South Carolina Modified AIA Document A201, 2007 Edition, which, unless provided otherwise in the bid documents, requires the contractor to provide builder's risk insurance on the project.

9.8 TAX CREDIT FOR SUBCONTRACTING WITH MINORITY FIRMS

Pursuant to Section 12-6-3350, taxpayers, who utilize certified minority subcontractors, may take a tax credit equal to 4% of the payments they make to said subcontractors. The payments claimed must be based on work performed directly for a South Carolina state contract. The credit is limited to a maximum of fifty thousand dollars annually. The taxpayer is eligible to claim the credit for 10 consecutive taxable years beginning with the taxable year in which the first payment is made to the subcontractor that qualifies for the credit. After the above ten consecutive taxable years, the taxpayer is no longer eligible for the credit. The credit may be claimed on Form TC-2, "Minority Business Credit." A copy of the subcontractor's certificate from the Governor's Office of Small and Minority Business (OSMBA) is to be attached to the contractor's income tax return. Taxpayers must maintain evidence of work performed for a State contract by the minority subcontractor. Questions regarding the tax credit and how to file are to be referred to: SC Department of Revenue, Research and Review, Phone: (803) 898-5786, Fax: (803) 898-5888. The subcontractor must be certified as to the criteria of a "Minority Firm" by the Governor's Office of Small and Minority Business Assistance (OSMBA). Certificates are issued to subcontractors upon successful completion of the certification process. Questions regarding subcontractor certification are to be referred to: Governor's Office of Small and Minority Business Assistance, Phone: (803) 734-0657, Fax: (803) 734-2498. Reference: SC §11-35-5010 – Definition for Minority Subcontractor & SC §11-35-5230 (B) – Regulations for Negotiating with State Minority Firms.

9.9 OTHER SPECIAL CONDITIONS OF THE WORK

END OF DOCUMENT

A310

Bid Bond

(2010 Edition)

Original AIA Document on file at the office of
University of South Carolina
743 Greene Street
Columbia, South Carolina 29208

**SE-330
LUMP SUM BID FORM**

Bidders shall submit bids on only Bid Form SE-330.

BID SUBMITTED BY: _____
(Bidder's Name)

BID SUBMITTED TO: _____
(Owner's Name)

FOR: PROJECT NAME: _____

PROJECT NUMBER: _____

OFFER

§ 1. In response to the Invitation for Construction Services and in compliance with the Instructions to Bidders for the above-named Project, the undersigned Bidder proposes and agrees, if this Bid is accepted, to enter into a Contract with the Owner on the terms included in the Bidding Documents, and to perform all Work as specified or indicated in the Bidding Documents, for the prices and within the time frames indicated in this Bid and in accordance with the other terms and conditions of the Bidding Documents.

§ 2. Pursuant to Section 11-35-3030(1) of the SC Code of Laws, as amended, Bidder has submitted Bid Security as follows in the amount and form required by the Bidding Documents:

- Bid Bond with Power of Attorney** **Electronic Bid Bond** **Cashier's Check**
(Bidder check one)

§ 3. Bidder acknowledges the receipt of the following Addenda to the Bidding Documents and has incorporated the effects of said Addenda into this Bid:

(Bidder, check all that apply. Note, there may be more boxes than actual addenda. Do not check boxes that do not apply)

- ADDENDA:** #1 #2 #3 #4 #5

§ 4. Bidder accepts all terms and conditions of the Invitation for Bids, including, without limitation, those dealing with the disposition of Bid Security. Bidder agrees that this Bid, including all Bid Alternates, if any, may not be revoked or withdrawn after the opening of bids, and shall remain open for acceptance for a period of **60** Days following the Bid Date, or for such longer period of time that Bidder may agree to in writing upon request of the Owner.

§ 5. Bidder herewith offers to provide all labor, materials, equipment, tools of trades and labor, accessories, appliances, warranties and guarantees, and to pay all royalties, fees, permits, licenses and applicable taxes necessary to complete the following items of construction work:

§ 6.1 **BASE BID WORK** *(as indicated in the Bidding Documents and generally described as follows):* _____

\$ _____, which sum is hereafter called the Base Bid.

(Bidder - insert Base Bid Amount on line above)

**SE-330
LUMP SUM BID FORM**

§ 6.2 **BID ALTERNATES** as indicated in the Bidding Documents and generally described as follows:

ALTERNATE # 1 (Brief Description): _____

ADD TO or **DEDUCT FROM BASE BID: \$** _____

(Bidder to Mark appropriate box to clearly indicate the price adjustment offered for each alternate)

ALTERNATE # 2 (Brief Description): _____

ADD TO or **DEDUCT FROM BASE BID: \$** _____

(Bidder to Mark appropriate box to clearly indicate the price adjustment offered for each alternate)

ALTERNATE # 3 (Brief Description): _____

ADD TO or **DEDUCT FROM BASE BID: \$** _____

(Bidder to Mark appropriate box to clearly indicate the price adjustment offered for each alternate)

§ 6.3 **UNIT PRICES:**

BIDDER offers for the Agency’s consideration and use, the following **UNIT PRICES**. The **UNIT PRICES** offered by **BIDDER** indicate the amount to be added to or deducted from the **CONTRACT SUM** for each item-unit combination. **UNIT PRICES** include all costs to the Agency, including those for materials, labor, equipment, tools of trades and labor, fees, taxes, insurance, bonding, overhead, profit, etc. The Agency reserves the right to include or not to include any of the following **UNIT PRICES** in the Contract and to negotiate the **UNIT PRICES** with **BIDDER**.

<u>No.</u>	<u>ITEM</u>	<u>Unit of Measure</u>	<u>ADD</u>	<u>DEDUCT</u>
<u>1.</u>	_____	_____	\$ _____	\$ _____
<u>2.</u>	_____	_____	\$ _____	\$ _____
<u>3.</u>	_____	_____	\$ _____	\$ _____
<u>4.</u>	_____	_____	\$ _____	\$ _____
<u>5.</u>	_____	_____	\$ _____	\$ _____
<u>6.</u>	_____	_____	\$ _____	\$ _____

**SE-330
LUMP SUM BID FORM**

§ 7. LISTING OF PROPOSED SUBCONTRACTORS PURSUANT TO SECTION 3020(b)(i), CHAPTER 35, TITLE 11 OF THE SOUTH CAROLINA CODE OF LAWS, AS AMENDED
(See Instructions on the following page BF-2A)

Bidder shall use the below-listed Subcontractors in the performance of the Subcontractor Classification work listed:

SUBCONTRACTOR CLASSIFICATION By License Classification and/or Subclassification <i>(Completed by Owner)</i>	SUBCONTRACTOR'S PRIME CONTRACTOR'S NAME <i>(Must be completed by Bidder)</i>	SUBCONTRACTOR'S PRIME CONTRACTOR'S SC LICENSE NUMBER <i>(Requested, but not Required)</i>
BASE BID		
ALTERNATE #1		
ALTERNATE #2		
ALTERNATE #3		

If a Bid Alternate is accepted, Subcontractors listed for the Bid Alternate shall be used for the work of both the Alternate and the Base Bid work.

SE-330
LUMP SUM BID FORM

**INSTRUCTIONS FOR
SUBCONTRACTOR LISTING**

1. Section 7 of the Bid Form sets forth an Owner developed list of contractor/subcontractor specialties by contractor license category and/or subcategory for which bidder is required to identify the entity (subcontractor(s) and/or himself) Bidder will use to perform the work of each listed specialty..
 - a. **Column A:** The Owner fills out this column, which identifies the contractor/subcontractor specialties for which the bidder must list either a subcontractor or himself as the entity that will perform this work. Subcontractor specialties are identified by contractor license categories or subcategories listed in Title 40 of the South Carolina Code of laws. If the owner has not identified a specialty, the bidder does not list a subcontractor.
 - b. **Columns B and C:** In these columns, the Bidder identifies the subcontractors it will use for the work of each specialty listed by the Owner in Column A. Bidder must identify only the subcontractor(s) who will perform the work and no others. Bidders should make sure that their identification of each subcontractor is clear and unambiguous. A listing that could be any number of different entities may be cause for rejection of the bid as non-responsive. For example, a listing of M&M without more may be problematic if there are multiple different licensed contractors in South Carolina whose names start with M&M.
2. **Subcontractor Defined:** For purposes of subcontractor listing, a subcontractor is an entity who will perform work or render service to the prime contractor to or about the construction site pursuant to a contract with the prime contractor. Bidder should not identify sub-subcontractors in the spaces provided on the bid form but only those entities with which bidder will contract directly. Likewise, do not identify material suppliers, manufacturers, and fabricators that will not perform physical work at the site of the project but will only supply materials or equipment to the bidder or proposed subcontractor(s).
3. **Subcontractor Qualifications:** Bidder must only list subcontractors who possess a South Carolina Contractor's license with the license classification and/or subclassification identified by the Owner in the first column on the left. The subcontractor license must also be within the appropriate license group for the work of the specialty. If Bidder lists a subcontractor who is not qualified to perform the work, the Bidder will be rejected as non-responsive.
4. **Use of Own forces:** If under the terms of the Bidding Documents, Bidder is qualified to perform the work of a listed specialty and Bidder does not intend to subcontract such work but to use Bidder's own employees to perform such work, the Bidder must insert its own name in the space provided for that specialty.
5. **Use of Multiple Subcontractors:**
 - a. If Bidder intends to use multiple subcontractors to perform the work of a single specialty listing, Bidder must insert the name of each subcontractor Bidder will use, preferably separating the name of each by the word "**and**". If Bidder intends to use both his own employees to perform a part of the work of a single specialty listing and to use one or more subcontractors to perform the remaining work for that specialty listing, bidder must insert his own name and the name of each subcontractor, preferably separating the name of each with the word "**and**". Bidder must use each entity listed for the work of a single specialty listing in the performance of that work.
 - b. **Optional Listing Prohibited:** Bidder may not list multiple subcontractors for a specialty listing, in a form that provides the Bidder the option, after bid opening or award, to choose to use one or more but not all the listed subcontractors to perform the work for which they are listed. A listing, which on its face requires subsequent explanation to determine whether it is an optional listing, is non-responsive. If bidder intends to use multiple entities to perform the work for a single specialty listing, bidder must clearly set forth on the bid form such intent. Bidder may accomplish this by simply inserting the word "**and**" between the names of each entity listed for that specialty. Agency will reject as non-responsive a listing that contains the names of multiple subcontractors separated by a blank space, the word "or", a virgule (that is a /), or any separator that the Agency may reasonably interpret as an optional listing.
6. If Bidder is awarded the contract, bidder must, except with the approval of the Agency for good cause shown, use the listed entities to perform the work for which they are listed.
7. If bidder is awarded the contract, bidder will not be allowed to substitute another entity as subcontractor in place of a subcontractor listed in Section 7 of the Bid except for one or more of the reasons allowed by the SC Code of Laws.
8. Bidder's failure to identify an entity (subcontractor or himself) to perform the work of a subcontractor specialty listed in the first column on the left will render the Bid non-responsive.

SE-330 LUMP SUM BID FORM

§ 8. LIST OF MANUFACTURERS, MATERIAL SUPPLIERS, AND SUBCONTRACTORS OTHER THAN SUBCONTRACTORS LISTED IN SECTION 7 ABOVE (*FOR INFORMATION ONLY*):

Pursuant to instructions in the Invitation for Construction Services, if any, Bidder will provide to Owner upon the Owner's request and within 24 hours of such request, a listing of manufacturers, material suppliers, and subcontractors, other than those listed in Section 7 above, that Bidder intends to use on the project. Bidder acknowledges and agrees that this list is provided for purposes of determining responsibility and not pursuant to the subcontractor listing requirements of SC Code Ann § 11-35-3020(b)(i).

§ 9. TIME OF CONTRACT PERFORMANCE AND LIQUIDATED DAMAGES

a) CONTRACT TIME

Bidder agrees that the Date of Commencement of the Work shall be established in a Notice to Proceed to be issued by the Owner. Bidder agrees to substantially complete the Work within 98 Calendar Days from the Date of Commencement, subject to adjustments as provided in the Contract Documents.

b) LIQUIDATED DAMAGES

Bidder further agrees that from the compensation to be paid, the Owner shall retain as Liquidated Damages the amount of \$ 250.00 for each Calendar Day the actual construction time required to achieve Substantial Completion exceeds the specified or adjusted time for Substantial Completion as provided in the Contract Documents. This amount is intended by the parties as the predetermined measure of compensation for actual damages, not as a penalty for nonperformance.

§ 10. AGREEMENTS

- a) Bidder agrees that this bid is subject to the requirements of the laws of the State of South Carolina.
- b) Bidder agrees that at any time prior to the issuance of the Notice to Proceed for this Project, this Project may be canceled for the convenience of, and without cost to, the State.
- c) Bidder agrees that neither the State of South Carolina nor any of its agencies, employees or agents shall be responsible for any bid preparation costs, or any costs or charges of any type, should all bids be rejected or the Project canceled for any reason prior to the issuance of the Notice to Proceed.

§ 11. ELECTRONIC BID BOND

By signing below, the Principal is affirming that the identified electronic bid bond has been executed and that the Principal and Surety are firmly bound unto the State of South Carolina under the terms and conditions of the AIA Document A310, Bid Bond, included in the Bidding Documents.

ELECTRONIC BID BOND NUMBER: _____

SIGNATURE AND TITLE: _____

**SE-330
LUMP SUM BID FORM**

CONTRACTOR'S CLASSIFICATIONS AND SUBCLASSIFICATIONS WITH LIMITATION

SC Contractor's License Number(s): _____

Classification(s) & Limits: _____

Subclassification(s) & Limits: _____

By signing this Bid, the person signing reaffirms all representation and certification made by both the person signing and the Bidder, including without limitation, those appearing in Article 2 of the Instructions to Bidders, is expressly incorporated by reference.

BIDDER'S LEGAL NAME: _____

ADDRESS: _____

TELEPHONE: _____

EMAIL: _____

SIGNATURE: _____ **DATE:** _____

PRINT NAME: _____

TITLE: _____

A101

Standard form of Agreement Between
Owner and Contractor

(2007 Edition)

Original AIA Document on file at the office of
University of South Carolina
743 Greene Street
Columbia, South Carolina 29208

OSE FORM 00501

STANDARD MODIFICATIONS TO AGREEMENT BETWEEN OWNER AND CONTRACTOR

AGENCY: University of South Carolina

PROJECT NAME: Caroliniana Library Fire Alarm Upgrades

PROJECT NUMBER: H27-I851

1. STANDARD MODIFICATIONS TO AIA A101-2007

- 1.1** These Standard Modifications amend or supplement the *Standard Form of Agreement Between Owner and Contractor* (AIA Document A101-2007) and other provisions of Bidding and Contract Documents as indicated below.
- 1.2** All provisions of A101-2007, which are not so amended or supplemented, remain in full force and effect.

2. MODIFICATIONS TO A101

- 2.1** *Insert the following at the end of Article 1:*
Any reference in this document to the Agreement between the Owner and Contractor, AIA Document A101, or some abbreviated reference thereof, shall mean the AIA A101, 2007 Edition as modified by OSE Form 00501 – Standard Modification to Agreement Between Owner and Contractor. Any reference in this document to the General Conditions of the Contract for Construction, AIA Document A201, or some abbreviated reference thereof, shall mean the AIA A201, 2007 Edition as modified by OSE Form 00811 – Standard Supplementary Conditions.
- 2.2** *Delete Section 3.1 and substitute the following:*
3.1 The Date of Commencement of the Work shall be the date fixed in a Notice to Proceed issued by the Owner. The Owner shall issue the Notice to Proceed to the Contractor in writing, no less than seven days prior to the Date of Commencement. Unless otherwise provided elsewhere in the contract documents, and provided the contractor has secured all required insurance and surety bonds, the contractor may commence work immediately after receipt of the Notice to Proceed.
- 2.3** *Delete Section 3.2 and substitute the following:*
3.2 The Contract Time as provided in Section 9(a) of the Bid Form (SE-330) for this Project shall be measured from the Date of Commencement. Contractor agrees that if the Contractor fails to achieve Substantial Completion of the Work within the Contract Time, the Owner shall be entitled to withhold or recover from the Contractor Liquidated Damages in the amounts set forth in Section 9(b) of the Bid Form (SE-330), subject to adjustments of this Contract Time as provided in the Contract Documents.
- 2.4** *In Section 5.1.1, insert the words “and Owner” after the phrase “Payment submitted to the Architect.”*
- 2.5** *Delete Section 5.1.3 and substitute the following:*
5.1.3 The Owner shall make payment of the certified amount to the Contractor not later than 21 days after receipt of the Application for Payment.
- 2.6** *In Section 5.1.6, insert the following after the phrase “Subject to other provisions of the Contract Documents”:* and subject to Title 12, Chapter 8, Section 550 of the South Carolina Code of Laws, as amended (Withholding Requirements for Payments to Non-Residents).
In the spaces provided in Sub-Sections 1 and 2 for inserting the retainage amount, insert “three and one-half percent (3.5%).”
- 2.7** *In Section 5.1.8, delete the word “follows” and the colon and substitute the following:*
set forth in S.C. Code Ann. § 11-35-3030(4).
- 2.8** *In Section 5.1.9, delete the words “Except with the Owner’s prior approval, the” before the word “ Contractor.”*
- 2.9** *In Section 5.2.2, delete the number 30 and substitute the number 21, delete everything following the words “Certificate for Payment” and place a period at the end of the resulting sentence.*
- 2.10** *Delete the language of Sections 6.1 and 6.2 and substitute the word “Reserved” for the deleted language of each Section.*
- 2.11** *Delete the language of Section 8.2 and substitute the word “Reserved.”*

OSE FORM 00501

STANDARD MODIFICATIONS TO AGREEMENT BETWEEN OWNER AND CONTRACTOR

2.12 In Section 8.3, make the word "Representative" in the title plural, delete everything following the title, and substitute the following:

8.3.1 Owner designates the individual listed below as its Senior Representative ("Owner's Senior Representative"), which individual has the responsibility for and, subject to Section 7.2.1 of the General Conditions, the authority to resolve disputes under Section 15.6 of the General Conditions:

Name: Tom Opal

Title: Assistant Director, USC Facilities Design and Construction

Address: 743 Greene Street, Columbia, SC 29208

Telephone: 803.777.7076

FAX: _____

Email: TNOPAL@fmc.sc.edu

8.3.2 Owner designates the individual listed below as its Owner's Representative, which individual has the authority and responsibility set forth in Section 2.1.1 of the General Conditions:

Name: Pete Fisher

Title: Project Manager, USC Facilities Design and Construction

Address: 743 Greene Street, Columbia, SC 29208

Telephone: _____

FAX: _____

Email: PFISHER@fmc.sc.edu

2.13 In Section 8.4, make the word "Representative" in the title plural, delete everything following the title, and substitute the following:

8.4.1 Contractor designates the individual listed below as its Senior Representative ("Contractor's Senior Representative"), which individual has the responsibility for and authority to resolve disputes under Section 15.6 of the General Conditions:

Name: _____

Title: _____

Address: _____

Telephone: _____

FAX: _____

Email: _____

8.4.2 Contractor designates the individual listed below as its Contractor's Representative, which individual has the authority and responsibility set forth in Section 3.1.1 of the General Conditions:

Name: _____

Title: _____

Address: _____

Telephone: _____

FAX: _____

Email: _____

2.14 Add the following Section 8.6.1:

8.6.1 The Architect's representative:

Name: Joe Land

Title: Land Engineering Associates

Address: 262 Sandhurst Road, Columbia, South Carolina

Telephone: 803.528.1437

FAX: _____

Email: Joe.Land.LEA@sc.rr.com

OSE FORM 00501
STANDARD MODIFICATIONS TO AGREEMENT BETWEEN OWNER AND CONTRACTOR

2.15 *In Section 9.1.7, Sub-Section 2, list the following documents in the space provided for listing documents:*

Invitation for Construction Services (SE-310)

Instructions to Bidders (AIA Document A701-1997)

Standard Supplemental Instructions to Bidders (OSE Form 00201)

Contractor's Bid (Completed SE-330)

Notice of Intent to Award (Completed SE-370)

2.16 *In Article 10, delete everything after the first sentence.*

END OF DOCUMENT

A201

General Conditions of the Contract for
Construction

(2007 Edition)

Original AIA Document on file at the office of
University of South Carolina
743 Greene Street
Columbia, South Carolina 29208

OSE FORM 00811

STANDARD SUPPLEMENTARY CONDITIONS

AGENCY: University of South Carolina

PROJECT NAME: Caroliniana Library Fire Alarm Upgrades

PROJECT NUMBER: H27-I851

1. GENERAL CONDITIONS

The *General Conditions of the Contract for Construction*, AIA Document A201, 2007 Edition, Articles 1 through 15 inclusive, is a part of this Contract and is incorporated as fully as if herein set forth. For brevity, AIA Document A201 is also referred to in the Contract Documents collectively as the "General Conditions."

2. STANDARD SUPPLEMENTARY CONDITIONS

- 2.1** The following supplements modify, delete and/or add to the General Conditions. Where any portion of the General Conditions is modified or any paragraph, Section or clause thereof is modified or deleted by these Supplementary Conditions, the unaltered provisions of the General Conditions shall remain in effect.
- 2.2** Unless otherwise stated, the terms used in these Standard Supplementary Conditions which are defined in the General Conditions have the meanings assigned to them in the General Conditions.

3. MODIFICATIONS TO A201-2007

3.1 *Insert the following at the end of Section 1.1.1:*

Any reference in this document to the Agreement between the Owner and Contractor, AIA Document A101, or some abbreviated reference thereof, shall mean the AIA A101, 2007 Edition as modified by OSE Form 00501 – Standard Modification to Agreement between Owner and Contractor. Any reference in this document to the General Conditions of the Contract for Construction, AIA Document A201, or some abbreviated reference thereof, shall mean the AIA A201, 2007 Edition as modified by OSE Form 00811 – Standard Supplementary Conditions.

3.2 *Delete the language of Section 1.1.8 and substitute the word "Reserved."*

3.3 *Add the following Section 1.1.9:*

1.1.9 NOTICE TO PROCEED

Notice to Proceed is a document issued by the Owner to the Contractor, with a copy to the Architect, directing the Contractor to begin prosecution of the Work in accordance with the requirements of the Contract Documents. The Notice to Proceed shall fix the date on which the Contract Time will commence.

3.4 *Insert the following at the end of Section 1.2.1:*

In the event of patent ambiguities within or between parts of the Contract Documents, the contractor shall 1) provide the better quality or greater quantity of Work, or 2) comply with the more stringent requirement, either or both in accordance with the Architect's interpretation.

3.5 *Delete Section 1.5.1 and substitute the following:*

1.5.1 The Architect and the Architect's consultants shall be deemed the authors and owners of their respective Instruments of Service and will retain all common law, statutory and other reserved rights, including copyrights. The Contractor, Subcontractors, Sub-subcontractors, and material or equipment suppliers shall not own or claim a copyright in the Instruments of Service. Submittal or distribution to meet official regulatory requirements or for other purposes in connection with this Project is not to be construed as a violation of the Architect's or Architect's consultants' reserved rights.

3.6 *Delete Section 2.1.1 and substitute the following:*

2.1.1 The Owner is the person or entity identified as such in the Agreement and is referred to throughout the Contract Documents as if singular in number. The Owner shall designate in writing a representative who shall have express authority to bind the Owner with respect to all matters requiring the Owner's approval or authorization, except as provided in Section 7.1.2. Except as otherwise provided in Section 4.2.1, the Architect does not have such authority. The term "Owner" means the Owner or the Owner's Representative. [Reference § 8.2 of the Agreement.]

3.7 *Delete Section 2.1.2 and substitute the following:*

2.1.2 The Owner shall furnish to the Contractor within fifteen days after receipt of a written request, information necessary and relevant for the Contractor to post Notice of Project Commencement pursuant to Title 29, Chapter 5, Section 23 of the South Carolina Code of Laws, as amended.

OSE FORM 00811

STANDARD SUPPLEMENTARY CONDITIONS

3.8 *Delete Section 2.2.3 and substitute the following:*

2.2.3 The Owner shall furnish surveys describing physical characteristics, legal limitations and utility locations for the site of the Project, and a legal description of the site. Subject to the Contractor's obligations, including those in Section 3.2, the Contractor shall be entitled to rely on the accuracy of information furnished by the Owner pursuant to this Section but shall exercise proper precautions relating to the safe performance of the Work.

3.9 *Replace the period at the end of the last sentence of Section 2.2.4 with a semicolon and insert the following after the inserted semicolon:*

"however, the Owner does not warrant the accuracy of any such information requested by the Contractor that is not otherwise required of the Owner by the Contract Documents. Neither the Owner nor the Architect shall be required to conduct investigations or to furnish the Contractor with any information concerning subsurface characteristics or other conditions of the area where the Work is to be performed beyond that which is provide in the Contract Documents."

3.10 *Delete Section 2.2.5 and substitute the following:*

2.2.5 Unless otherwise provided in the Contract Documents, the Owner shall furnish to the Contractor with ten copies of the Contract Documents. The Contractor may make reproductions of the Contract Documents pursuant to Section 1.5.2. All copies of the drawings and specifications, except the Contractor's record set, shall be returned or suitably accounted for to the Owner, on request, upon completion of the Work.

3.11 *Add the following Sections 2.2.6 and 2.2.7:*

2.2.6 The Owner assumes no responsibility for any conclusions or interpretation made by the Contractor based on information made available by the Owner.

2.2.7 The Owner shall obtain, at its own cost, general building and specialty inspection services as required by the Contract Documents. The Contractor shall be responsible for payment of any charges imposed for reinspections.

3.12 *Delete Section 2.4 and substitute the following:*

2.4 If the Contractor defaults or neglects to carry out the Work in accordance with the Contract Documents and fails within a ten-day period after receipt of written notice from the Owner to commence and continue correction of such default or neglect, including but not limited to providing necessary resources, with diligence and promptness, the Owner may, without prejudice to other remedies the Owner may have, correct such deficiencies. In such case an appropriate Change Directive shall be issued deducting from payments then or thereafter due the Contractor the reasonable cost of correcting such deficiencies, including Owner's expenses and compensation for the Architect's additional services made necessary by such default, neglect or failure. If payments then or thereafter due the Contractor are not sufficient to cover such amounts, the Contractor shall pay the difference to the Owner.

3.13 *Insert the following at the end of Section 3.2.1:*

The Contractor acknowledges that it has investigated and satisfied itself as to the general and local conditions which can affect the work or its cost, including but not limited to (1) conditions bearing upon transportation, disposal, handling, and storage of materials; (2) the availability of labor, water, electric power, and roads; (3) uncertainties of weather, river stages, tides, or similar physical conditions at the site; (4) the conformation and conditions of the ground; and (5) the character of equipment and facilities needed preliminary to and during work performance. The Contractor also acknowledges that it has satisfied itself as to the character, quality, and quantity of surface and subsurface materials or obstacles to be encountered insofar as this information is reasonably ascertainable from an inspection of the site, including all exploratory work done by the Owner, as well as from the drawings and specifications made a part of this contract. Any failure of the Contractor to take the actions described and acknowledged in this paragraph will not relieve the Contractor from responsibility for estimating properly the difficulty and cost of successfully performing the work, or for proceeding to successfully perform the work without additional expense to the Owner.

3.14 *In the third sentence of Section 3.2.4, insert the word "latent" before the word "errors."*

3.15 *In the last sentence of Section 3.3.1, insert the words "by the Owner in writing" after the word "instructed."*

3.16 *Delete the third sentence of Section 3.5 and substitute the following sentences:*

Work, materials, or equipment not conforming to these requirements shall be considered defective. Unless caused by the Contractor or a subcontractor at any tier, the Contractor's warranty excludes remedy for damage or defect caused by abuse, alterations to the Work not executed by the Contractor, improper or insufficient maintenance, improper operation, or normal wear and tear and normal usage.

OSE FORM 00811

STANDARD SUPPLEMENTARY CONDITIONS

3.17 *Insert the following at the end of Section 3.6:*

The Contractor shall comply with the requirements of Title 12, Chapter 9 of the South Carolina Code of Laws, as amended, regarding withholding tax for nonresidents, employees, contractors and subcontractors.

3.18 *In Section 3.7.1, delete the words “the building permit as well as for other” and insert the following sentence at the end of this section:*

Pursuant to Title 10, Chapter 1, Section 180 of the South Carolina Code of Laws, as amended, no local general or specialty building permits are required for state buildings.

3.19 *Delete the last sentence of Section 3.7.5 and substitute the following:*

Adjustments in the Contract Sum and Contract Time arising from the existence of such remains or features may be made as provided in Article 7.3.3.

3.20 *Delete the last sentence of Section 3.8.2.3 and substitute the following:*

The amount of the Change Order shall reflect the difference between actual costs, as documented by invoices, and the allowances under Section 3.8.2.1.

3.21 *In Section 3.9.1, insert a comma after the word “superintendent” in the first sentence and insert the following after the inserted comma:*

acceptable to the Owner,

3.22 *Delete Section 3.9.2 and substitute the following:*

3.9.2 The Contractor, as soon as practicable after award of the Contract, shall furnish in writing to the Owner the name and qualifications of a proposed superintendent. The Owner may reply within 14 days to the Contractor in writing stating (1) whether the Owner has reasonable objection to the proposed superintendent or (2) that the Owner requires additional time to review. Failure of the Owner to reply within the 14-day period shall constitute notice of no reasonable objection.

3.23 *After the first sentence in Section 3.9.3, insert the following sentence:*

The Contractor shall notify the Owner, in writing, of any proposed change in the superintendent, including the reason therefore, prior to making such change.

3.24 *Delete Section 3.10.3 and substitute the following:*

3.10.3 Additional requirements, if any, for the construction schedule are as follows:
(Check box if applicable to this Contract))

The construction schedule shall be in a detailed precedence-style critical path management (CPM) or primavera-type format satisfactory to the Owner and the Architect that shall also (1) provide a graphic representation of all activities and events that will occur during performance of the work; (2) identify each phase of construction and occupancy; and (3) set forth dates that are critical in ensuring the timely and orderly completion of the Work in accordance with the requirements of the Contract Documents (hereinafter referred to as “Milestone Dates”). Upon review and acceptance by the Owner and the Architect of the Milestone Dates, the construction schedule shall be deemed part of the Contract Documents and attached to the Agreement as Exhibit “A.” If not accepted, the construction schedule shall be promptly revised by the Contractor in accordance with the recommendations of the Owner and the Architect and resubmitted for acceptance. The Contractor shall monitor the progress of the Work for conformance with the requirements of the construction schedule and shall promptly advise the Owner of any delays or potential delays. Whenever the approved construction schedule no longer reflects actual conditions and progress of the work or the Contract Time is modified in accordance with the terms of the Contract Documents, the Contractor shall update the accepted construction schedule to reflect such conditions. In the event any progress report indicates any delays, the Contractor shall propose an affirmative plan to correct the delay, including overtime and/or additional labor, if necessary. In no event shall any progress report constitute an adjustment in the Contract Time, any Milestone Date, or the Contract Sum unless any such adjustment is agreed to by the Owner and authorized pursuant to Change Order.

3.25 *Add the following Section 3.10.4:*

3.10.4 Owner’s review and acceptance of Contractor’s schedule is not conducted for the purpose of either determining its accuracy and completeness or approving the construction means, methods, techniques, sequences or procedures. The Owner’s approval shall not relieve the Contractor of any obligations. Unless expressly addressed in a Modification, the Owner’s approval of a schedule shall not change the Contract Time.

OSE FORM 00811

STANDARD SUPPLEMENTARY CONDITIONS

3.26 *Add the following Section 3.12.5.1:*

3.12.5.1 The fire sprinkler shop drawings shall be prepared by a licensed fire sprinkler contractor and shall accurately reflect actual conditions affecting the required layout of the fire sprinkler system. The fire sprinkler contractor shall certify the accuracy of his shop drawings prior to submitting them for review and approval. The fire sprinkler shop drawings shall be reviewed and approved by the Architect's engineer of record who, upon approving the sprinkler shop drawings will submit them to the State Fire Marshal or other authorities having jurisdiction for review and approval. The Architect's engineer of record will submit a copy of the State Fire Marshal's approval letter to the Contractor, Architect, and OSE. Unless authorized in writing by OSE, neither the Contractor nor subcontractor at any tier shall submit the fire sprinkler shop drawings directly to the State Fire Marshal or other authorities having jurisdiction for approval.

3.27 *In the fourth sentence of Section 3.12.10, after the comma following the words "licensed design professional," insert the following:*

who shall comply with reasonable requirements of the Owner regarding qualifications and insurance and

3.28 *In Section 3.13, insert the section number "3.13.1" before the opening words "The Contractors shall."*

3.29 *Add the following Sections 3.13.2 and 3.13.3:*

3.13.2 Protection of construction materials and equipment stored at the Project site from weather, theft, vandalism, damage, and all other adversity is solely the responsibility of the Contractor. The Contractor shall perform the work in a manner that affords reasonable access, both vehicular and pedestrian, to the site of the Work and all adjacent areas. The Work shall be performed, to the fullest extent reasonably possible, in such a manner that public areas adjacent to the site of the Work shall be free from all debris, building materials, and equipment likely to cause hazardous conditions.

3.13.3 The Contractor and any entity for which the Contractor is responsible shall not erect any sign on the Project site without the prior written consent of the Owner.

3.30 *In the first sentence of Section 3.18.1, after the parenthetical "... (other than the Work itself), ..." and before the word "...but...", insert the following:*

including loss of use resulting therefrom,

3.31 *Delete Section 4.1.1 and substitute the following:*

4.1.1 The Architect is that person or entity identified as the Architect in the Agreement and is referred to throughout the Contract Documents as if singular in number.

3.32 *Insert the following at the end of Section 4.2.1:*

Any reference in the Contract Documents to the Architect taking action or rendering a decision with a "reasonable time" is understood to mean no more than fourteen days, unless otherwise specified in the Contract Documents or otherwise agreed to by the parties.

3.33 *Delete the first sentence of Section 4.2.2 and substitute the following:*

The Architect will visit the site as necessary to fulfill its obligation to the Owner for inspection services, if any, and, at a minimum, to assure conformance with the Architect's design as shown in the Contract Documents and to observe the progress and quality of the various components of the Contractor's Work, and to determine if the Work observed is being performed in a manner indicating that the Work, when fully completed, will be in accordance with the Contract Documents.

3.34 *Delete the first sentence of Section 4.2.3 and substitute the following:*

On the basis of the site visits, the Architect will keep the Owner informed about the progress and quality of the portion of the Work completed, and report to the Owner (1) deviations from the Contract Documents and from the most recent construction schedule submitted by the Contractor, and (2) defects and deficiencies observed in the Work.

3.35 *In Section 4.2.5, after the words "evaluations of the" and before the word "Contractor's," insert the following:*

Work completed and correlated with the

3.36 *Delete the first sentence of Section 4.2.11 and substitute the following:*

4.2.11 The Architect will, in the first instance, interpret and decide matters concerning performance under, and requirements of, the Contract Documents on written request of either the Owner or Contractor. Upon receipt of such request, the Architect will promptly provide the non-requesting party with a copy of the request.

OSE FORM 00811

STANDARD SUPPLEMENTARY CONDITIONS

3.37 *Insert the following at the end of Section 4.2.12:*

If either party disputes the Architects interpretation or decision, that party may proceed as provided in Article 15. The Architect's interpretations and decisions may be, but need not be, accorded any deference in any review conducted pursuant to law or the Contract Documents.

3.38 *Delete Section 4.2.14 and substitute the following:*

The Architect will review and respond to requests for information about the Contract Documents so as to avoid delay to the construction of the Project. The Architect's response to such requests will be made in writing with reasonable promptness. If appropriate, the Architect will prepare and issue supplemental Drawings and Specifications in response to the requests for information. Any response to a request for information must be consistent with the intent of, and reasonably inferable from, the Contract Documents and will be in writing or in the form of drawings. Unless issued pursuant to a Modification, supplemental Drawings or Specifications will not involve an adjustment to the Contract Sum or Contract Time.

3.39 *Delete Section 5.2.1 and substitute the following:*

5.2.1 Unless otherwise stated in the Contract Documents or the bidding requirements, the Contractor, within fourteen days after posting of the Notice of Intent to Award the Contract, shall furnish in writing to the Owner through the Architect the names of persons or entities (excluding Listed Subcontractors but including those who are to furnish materials or equipment fabricated to a special design) proposed for each principal portion of the Work. The Owner may reply within 14 days to the Contractor in writing stating (1) whether the Owner has reasonable objection to any such proposed person or entity. Failure of the Owner to reply within the 14 day period shall constitute notice of no reasonable objection.

3.40 *Delete Section 5.2.2 and substitute the following:*

5.2.2 The Contractor shall not contract with a proposed person or entity to whom the Owner has made reasonable and timely objection. The Owner shall not direct the Contractor to contract with any specific individual or entity for supplies or services unless such supplies and services are necessary for completion of the Work and the specified individual or entity is the only source of such supply or services.

3.41 *In the first sentence of Section 5.2.3, delete the words "...or Architect..." in the two places they appear.*

3.42 *Delete the words "...or Architect..." in the in the first sentence of Section 5.2.4 and insert the following sentence at the end of Section 5.2.4:*

The Contractor's request for substitution must be made to the Owner in writing accompanied by supporting information.

3.43 *Add the following Section 5.2.5:*

5.2.5 A Subcontractor identified in the Contractor's Bid in response the specialty subcontractor listing requirements of Section 7 of the Bid Form (SE-330) may only be substituted in accordance with and as permitted by the provisions of Title 11, Chapter 35, Section 3021 of the South Carolina Code of Laws, as amended. A proposed substitute for a Listed Subcontractor shall be subject to the Owner's approval as set forth in Section 5.2.3.

3.44 *Add the following Section 5.2.6:*

5.2.6 The Iran Divestment Act List is a list published by the Board pursuant to Section 11-57-310 that identifies persons engaged in investment activities in Iran. Currently, the list is available at the following URL: <http://procurement.sc.gov/PS/PS-iran-divestment.phtm>(.) Consistent with Section 11-57-330(B), the Contractor shall not contract with any person to perform a part of the Work, if, at the time you enter into the subcontract, that person is on the then-current version of the Iran Divestment Act List.

3.45 *In Section 5.3, delete everything following the heading "SUBCONTRACTUAL RELATIONS" and insert the following Sections 5.3.1, 5.3.2, 5.3.3, and 5.3.4:*

5.3.1 By appropriate written agreement, the Contractor shall require each Subcontractor, to the extent of the Work to be performed by the Subcontractor, to be bound to the Contractor by terms of the Contract Documents, and to assume toward the Contractor all the obligations and responsibilities, including the responsibility for safety of the Subcontractor's Work, which the Contractor, by these Documents, assumes toward the Owner and Architect. Each subcontract agreement shall preserve and protect the rights of the Owner and Architect under the Contract Documents with respect to the Work to be performed by the Subcontractor so that subcontracting thereof will not prejudice such rights, and shall allow to the Subcontractor, unless specifically provided otherwise herein or in the subcontract agreement, the benefit of all rights, remedies and redress against the Contractor that the Contractor, by the Contract

OSE FORM 00811

STANDARD SUPPLEMENTARY CONDITIONS

Documents, has against the Owner. Where appropriate, the Contractor shall require each Subcontractor to enter into similar agreements with Sub-subcontractors. The Contractor shall make available to each proposed Subcontractor, prior to the execution of the subcontract agreement, copies of the Contract Documents to which the Subcontractor will be bound, and, upon written request of the Subcontractor, identify to the Subcontractor terms and conditions of the proposed subcontract agreement that may be at variance with the Contract Documents. Subcontractors will similarly make copies of applicable portions of such documents available to their respective proposed Sub-subcontractors.

5.3.2 Without limitation on the generality of Section 5.3.1, each Subcontract agreement and each Sub-subcontract agreement shall include, and shall be deemed to include, the following Sections of these General Conditions: 3.2, 3.5, 3.18, 5.3, 5.4, 6.2.2, 7.3.3, 7.5, 7.6, 13.1, 13.12, 14.3, 14.4, and 15.1.6.

5.3.3 Each Subcontract Agreement and each Sub-subcontract agreement shall exclude, and shall be deemed to exclude, Sections 13.2.1 and 13.6 and all of Article 15, except Section 15.1.6, of these General Conditions. In the place of these excluded sections of the General Conditions, each Subcontract Agreement and each Sub-subcontract may include Sections 13.2.1 and 13.6 and all of Article 15, except Section 15.1.6, of AIA Document A201-2007, Conditions of the Contract, as originally issued by the American Institute of Architects.

5.3.4 The Contractor shall assure the Owner that all agreements between the Contractor and its Subcontractor incorporate the provisions of Subparagraph 5.3.1 as necessary to preserve and protect the rights of the Owner and the Architect under the Contract Documents with respect to the work to be performed by Subcontractors so that the subcontracting thereof will not prejudice such rights. The Contractor's assurance shall be in the form of an affidavit or in such other form as the Owner may approve. Upon request, the Contractor shall provide the Owner or Architect with copies of any or all subcontracts or purchase orders.

3.46 *Delete the last sentence of Section 5.4.1.*

3.47 *Add the following Sections 5.4.4, 5.4.5 and 5.4.6:*

5.4.4 Each subcontract shall specifically provide that the Owner shall only be responsible to the subcontractor for those obligations of the Contractor that accrue subsequent to the Owner's exercise of any rights under this conditional assignment.

5.4.5 Each subcontract shall specifically provide that the Subcontractor agrees to perform portions of the Work assigned to the Owner in accordance with the Contract Documents.

5.4.6 Nothing in this Section 5.4 shall act to reduce or discharge the Contractor's payment bond surety's obligations to claimants for claims arising prior to the Owner's exercise of any rights under this conditional assignment.

3.48 *Delete the language of Section 6.1.4 and substitute the word "Reserved."*

3.49 *Insert the following at the end of Section 7.1.2:*

If the amount of a Modification exceeds the limits of the Owner's Construction Change Order Certification (reference Section 9.1.7.2 of the Agreement), then the Owner's agreement is not effective, and Work may not proceed, until approved in writing by the Office of State Engineer.

3.50 *Delete Section 7.2.1 and substitute the following:*

7.2.1 A Change Order is a written instrument prepared by the Architect (using State Form SE-380 "Construction Change Order") and signed by the Owner, Contractor and Architect stating their agreement upon all of the following:

- .1 The change in the Work;
- .2 The amount of the adjustment, if any, in the Contract Sum; and
- .3 The extent of the adjustment, if any, in the Contract Time.

3.51 *Add the following Sections 7.2.2, 7.2.3, 7.2.4, and 7.2.5:*

7.2.2 If a Change Order provides for an adjustment to the Contract Sum, the adjustment must be calculated in accordance with Section 7.3.3.

7.2.3 At the Owner's request, the Contractor shall prepare a proposal to perform the work of a proposed Change Order setting forth the amount of the proposed adjustment, if any, in the Contract Sum; and the extent of the proposed adjustment, if any, in the Contract Time. Any proposed adjustment in the Contract sum shall be prepared in accordance with Section 7.2.2. The Owner's request shall include any revisions to the Drawings or Specifications necessary to define any changes in the Work. Within fifteen days of receiving the request, the Contractor shall submit the proposal to the Owner and Architect along with all documentation required by Section 7.6.

OSE FORM 00811

STANDARD SUPPLEMENTARY CONDITIONS

7.2.4 If the Contractor requests a Change Order, the request shall set forth the proposed change in the Work and shall be prepared in accordance with Section 7.2.3. If the Contractor requests a change to the Work that involves a revision to either the Drawings or Specifications, the Contractor shall reimburse the Owner for any expenditure associated with the Architects' review of the proposed revisions, except to the extent the revisions are accepted by execution of a Change Order.

7.2.5 Agreement on any Change Order shall constitute a final settlement of all matters relating to the change in the Work that is the subject of the Change Order, including, but not limited to, any adjustments to the Contract Sum or the Contract Time.

3.52 *Delete 7.3.3 and substitute the following:*

7.3.3 PRICE ADJUSTMENTS

7.3.3.1 If any Modification, including a Construction Change Directive, provides for an adjustment to the Contract Sum, the adjustment shall be based on whichever of the following methods is the most valid approximation of the actual cost to the contractor, with overhead and profit as allowed by Section 7.5:

- .1** Mutual acceptance of a lump sum;
- .2** Unit prices stated in the Contract Documents, except as provided in Section 7.3.4, or subsequently agreed upon;
- .3** Cost attributable to the events or situations under applicable clauses with adjustment of profits or fee, all as specified in the contract, or subsequently agreed upon by the parties, or by some other method as the parties may agree; or
- .4** As provided in Section 7.3.7.

7.3.3.2 Consistent with Section 7.6, costs must be properly itemized and supported by substantiating data sufficient to permit evaluation before commencement of the pertinent performance or as soon after that as practicable. All costs incurred by the Contractor must be justifiably compared with prevailing industry standards. Except as provided in Section 7.5, all adjustments to the Contract Price shall be limited to job specific costs and shall not include indirect costs, overhead, home office overhead, or profit.

3.53 *Delete Section 7.3.7 and substitute the following:*

7.3.7 If the Contractor does not respond promptly or disagrees with the method for adjustment in the Contract Sum, the Architect shall make an initial determination, consistent with Section 7.3.3, of the method and the adjustment on the basis of reasonable expenditures and savings of those performing the Work attributable to the change, including, in case of an increase in the Contract Sum, an amount for overhead and profit as set forth in Section 7.5. In such case, and also under Section 7.3.3.1.3, the Contractor shall keep and present, in such form as the Architect may prescribe, an itemized accounting together with appropriate supporting data. Unless otherwise provided in the Contract Documents, costs for the purposes of this Section 7.3.7 shall be limited to the following:

- .1** Costs of labor, including social security, old age and unemployment insurance, fringe benefits required by agreement or custom, and workers' compensation insurance;
- .2** Costs of materials, supplies and equipment, including cost of transportation, whether incorporated or consumed;
- .3** Rental costs of machinery and equipment, exclusive of hand tools, whether rented from the Contractor or others; and
- .4** Costs of premiums for all bonds and insurance, permit fees, and sales, use or similar taxes related to the Work.

3.54 *Delete Section 7.3.8 and substitute the following:*

7.3.8 Using the percentages stated in Section 7.5, any adjustment to the Contract Sum for deleted work shall include any overhead and profit attributable to the cost for the deleted Work.

3.55 *Add the following Sections 7.5 and 7.6:*

7.5 AGREED OVERHEAD AND PROFIT RATES

7.5.1 For any adjustment to the Contract Sum for which overhead and profit may be recovered, other than those made pursuant to Unit Prices stated in the Contract Documents, the Contractor agrees to charge and accept, as full payment for overhead and profit, the following percentages of costs attributable to the change in the Work. The percentages cited below shall be considered to include all indirect costs including, but not limited to: field and office managers, supervisors and assistants, incidental job burdens, small tools, and general overhead allocations. The allowable percentages for overhead and profit are as follows:

OSE FORM 00811

STANDARD SUPPLEMENTARY CONDITIONS

- .1 To the Contractor for work performed by the Contractor's own forces, 17% of the Contractor's actual costs.
- .2 To each Subcontractor for work performed by the Subcontractor's own forces, 17% of the subcontractor's actual costs.
- .3 To the Contractor for work performed by a subcontractor, 10% of the subcontractor's actual costs (not including the subcontractor's overhead and profit).

7.6 PRICING DATA AND AUDIT

7.6.1 Cost or Pricing Data.

Upon request of the Owner or Architect, Contractor shall submit cost or pricing data prior to execution of a Modification which exceeds \$500,000. Contractor shall certify that, to the best of its knowledge and belief, the cost or pricing data submitted is accurate, complete, and current as of a mutually determined specified date prior to the date of pricing the Modification. Contractor's price, including profit, shall be adjusted to exclude any significant sums by which such price was increased because Contractor furnished cost or pricing data that was inaccurate, incomplete, or not current as of the date specified by the parties. Notwithstanding Subparagraph 9.10.4, such adjustments may be made after final payment to the Contractor.

7.6.2 Cost or pricing data means all facts that, as of the date specified by the parties, prudent buyers and sellers would reasonably expect to affect price negotiations significantly. Cost or pricing data are factual, not judgmental; and are verifiable. While they do not indicate the accuracy of the prospective contractor's judgment about estimated future costs or projections, they do include the data forming the basis for that judgment. Cost or pricing data are more than historical accounting data; they are all the facts that can be reasonably expected to contribute to the soundness of estimates of future costs and to the validity of determinations of costs already incurred.

7.6.3 Records Retention.

As used in Section 7.6, the term "records" means any books or records that relate to cost or pricing data that Contractor is required to submit pursuant to Section 7.6.1. Contractor shall maintain records for three years from the date of final payment, or longer if requested by the chief procurement officer. The Owner may audit Contractor's records at reasonable times and places.

3.56 Delete Section 8.2.2 and substitute the following:

8.2.2 The Contractor shall not knowingly commence operations on the site or elsewhere prior to the effective date of surety bonds and insurance required by Article 11 to be furnished by the Contractor and Owner. The date of commencement of the Work shall not be changed by the effective date of such surety bonds or insurance.

3.57 Delete Section 8.3.1 and substitute the following:

8.3.1 If the Contractor is delayed at any time in the commencement or progress of the Work by an act or neglect of the Owner or Architect, or of an employee of either, or of a separate contractor employed by the Owner; or by changes ordered in the Work; or by labor disputes, fire, unusual delay in deliveries, unavoidable casualties or other causes beyond the control of the Contractor and any subcontractor at any tier; or by delay authorized by the Owner pending dispute resolution; or by other causes that the Architect determines may justify delay, then to the extent such delay will prevent the Contractor from achieving Substantial Completion within the Contract Time and provided the delay (1) is not caused by the fault or negligence of the Contractor or a subcontractor at any tier and (2) is not due to unusual delay in the delivery of supplies, machinery, equipment, or services when such supplies, machinery, equipment, or services were obtainable from other sources in sufficient time for the Contractor to meet the required delivery, the Contract Time shall be extended by Change Order for such reasonable time as the Architect may determine.

3.58 Insert the following at the end of Section 9.1:

All changes to the Contract Sum shall be adjusted in accordance with Section 7.3.3.

3.59 Delete Section 9.2 and substitute the following:

9.2 SCHEDULE OF VALUES

9.2.1 The Contractor shall submit to the Architect, within ten days of full execution of the Agreement, a schedule of values allocating the entire Contract Sum to the various portions of the Work and prepared in such form and supported by such data to substantiate its accuracy as the Architect may require. This schedule, unless objected to by the Architect, shall be used as a basis for reviewing the Contractor's Applications for Payment. As requested by the Architect, the Contractor and each Subcontractor shall prepare a trade payment breakdown for the Work for which each is responsible, such breakdown being submitted on a uniform standardized format approved by the Architect and Owner. The breakdown shall be divided in detail, using convenient units, sufficient to accurately determine the value

OSE FORM 00811

STANDARD SUPPLEMENTARY CONDITIONS

of completed Work during the course of the Project. The Contractor shall update the schedule of values as required by either the Architect or Owner as necessary to reflect:

- .1 the description of Work (listing labor and material separately);
- .2 the total value;
- .3 the percent and value of the Work completed to date;
- .4 the percent and value of previous amounts billed; and
- .5 the current percent completed and amount billed.

9.2.2 Any schedule of values or trade breakdown that fails to include sufficient detail, is unbalanced, or exhibits "front-loading" of the value of the Work shall be rejected. If a schedule of values or trade breakdown is used as the basis for payment and later determined to be inaccurate, sufficient funds shall be withheld from future Applications for Payment to ensure an adequate reserve (exclusive of normal retainage) to complete the Work.

3.60 *Delete Section 9.3.1 and substitute the following:*

Monthly, the Contractor shall submit to the Architect an itemized Application for Payment prepared in accordance with the schedule of values, if required under Section 9.2., for completed portions of the Work. Such application shall be notarized, if required, and supported by such data substantiating the Contractor's right to payment as the Owner or Architect may require (such as copies of requisitions from Subcontractors and material suppliers) and shall reflect retainage and any other adjustments provided in Section 5 of the Agreement. If required by the Owner or Architect, the Application for Payment shall be accompanied by a current construction schedule.

3.61 *In Section 9.3.2, add the following words to the end of the second sentence:*

provided such materials or equipment will be subsequently incorporated in the Work

Insert the following at the end of Section 9.3.2:

The Contractor shall 1) protect such materials from diversion, vandalism, theft, destruction, and damage, 2) mark such materials specifically for use on the Project, and 3) segregate such materials from other materials at the storage facility. The Architect and the Owner shall have the right to make inspections of the storage areas at any time.

3.62 *In Section 9.4.2, in the first sentence, after the words "Work has progressed to the point indicated," insert the following:*

in both the Application for Payment and, if required to be submitted by the Contractor, the accompanying current construction schedule

In the last sentence, delete the third item starting with "(3) reviewed copies" and ending with "Contractor's right to payment,"

3.63 *In Section 9.5.1, in the first sentence, delete the word "may" after the opening words "The Architect" and substitute the word "shall."*

In Section 9.5.1, insert the following sentence after the first sentence:

The Architect shall withhold a Certificate of Payment if the Application for Payment is not accompanied by the current construction schedule required by Section 3.10.1.

3.64 *In Section 9.6.2, delete the word "The..." at the beginning of the first sentence and substitute the following:*

Pursuant to Chapter 6 of Title 29 of the South Carolina Code of Laws, as amended, the

3.65 *Delete Section 9.7 and substitute following:*

9.7 FAILURE OF PAYMENT

If the Architect does not issue a Certificate for Payment to the Owner, through no fault of the Contractor, within seven days after receipt of the Contractor's Application for Payment, or if the Owner does not pay the Contractor within seven days after the time established in the Contract Documents the amount certified by the Architect or awarded by a final dispute resolution order, then the Contractor may, upon seven additional days' written notice to the Owner and Architect, stop the Work until payment of the amount owing has been received. The Contract Time shall be extended appropriately and the Contract Sum shall be increased, in accordance with the provisions of Section 7.3.3, by the amount of the Contractor's reasonable costs of shut-down, delay and start-up, plus interest as provided for in the Contract Documents.

3.66 *Insert the following words at the end of the sentence in Section 9.8.1:*

and when all required occupancy permits, if any, have been issued and copies have been delivered to the Owner.

OSE FORM 00811

STANDARD SUPPLEMENTARY CONDITIONS

3.67 *In Section 9.8.2, insert the word “written” after the word “comprehensive” and before the word “list.”*

3.68 *Delete Section 9.8.3 and substitute the following:*

9.8.3.1 Upon receipt of the Contractor’s list, the Architect, with the Owner and any other person the Architect or the Owner choose, will make an inspection on a date and at a time mutually agreeable to the Architect, Owner, and Contractor, to determine whether the Work or designated portion thereof is substantially complete. The Contractor shall furnish access for the inspection and testing as provided in this Contract. The inspection shall include a demonstration by the Contractor that all equipment, systems and operable components of the Work function properly and in accordance with the Contract Documents. If the Architect’s inspection discloses any item, whether or not included on the Contractor’s list, which is not sufficiently complete in accordance with the Contract Documents so that the Owner can occupy or utilize the Work or designated portion thereof for its intended use, the Contractor shall, before issuance of the Certificate of Substantial Completion, complete or correct such item upon notification by the Architect. In such case, the Contractor shall then submit a request for another inspection by the Architect to determine Substantial Completion. If more than one Substantial Completion inspection is required, the Contractor shall reimburse the Owner for all costs of reinspections or, at the Owner’s option, the costs may be deducted from payments due to the Contractor.

9.8.3.2 If the Architect and Owner concur in the Contractor’s assessment that the Work or a portion of the Work is safe to occupy, the Owner and Contractor may arrange for a Certificate of Occupancy Inspection by OSE. The Owner, Architect, and Contractor shall be present at OSE’s inspection. Upon verifying that the Work or a portion of the Work is substantially complete and safe to occupy, OSE will issue, as appropriate, a Full or Partial Certificate of Occupancy.

3.69 *In the second sentence of Section 9.8.5, delete the words “and consent of surety, if any.”*

3.70 *In the first sentence of Section 9.9.1, delete the words “Section 11.3.1.5” and substitute the words “Section 11.3.1.3.”*

3.71 *Delete Section 9.10.1 and substitute the following:*

9.10.1 Unless the parties agree otherwise in the Certificate of Substantial Completion, the Contractor shall achieve Final Completion no later than thirty days after Substantial Completion. Upon receipt of the Contractor’s written notice that the Work is ready for final inspection and acceptance and upon receipt of a final Application for Payment, the Architect, with the Owner and any other person the Architect or the Owner choose, will make an inspection on a date and at a time mutually agreeable to the Architect, Owner, and Contractor, and, when the Architect finds the Work acceptable under the Contract Documents and the Contract fully performed, the Architect will promptly issue a final Certificate for Payment stating that to the best of the Architect’s knowledge, information and belief, and on the basis of the Architect’s on-site visits and inspections, the Work has been completed in accordance with terms and conditions of the Contract Documents and that the entire balance found to be due the Contractor and noted in the final Certificate is due and payable. The Architect’s final Certificate for Payment will constitute a further representation that conditions listed in Section 9.10.2 as precedent to the Contractor’s being entitled to final payment have been fulfilled. If more than one Final Completion inspection is required, the Contractor shall reimburse the Owner for all costs of reinspections or, at the Owner’s option, the costs may be deducted from payments due to the Contractor. If the Contractor does not achieve final completion within thirty days after Substantial Completion or the timeframe agreed to by the parties in the Certificate of Substantial Completion, whichever is greater, the Contractor shall be responsible for any additional Architectural fees resulting from the delay.

3.72 *Delete the first sentence of Section 9.10.2 and substitute the following:*

Neither final payment nor any remaining retained percentage shall become due until the Contractor submits to the Architect (1) an affidavit that payrolls, bills for materials and equipment, and other indebtedness connected with the Work for which the Owner or the Owner’s property might be responsible or encumbered (less amounts withheld by Owner) have been paid or otherwise satisfied, (2) a certificate evidencing that insurance required by the Contract Documents to remain in force after final payment is currently in effect and will not be canceled or allowed to expire until at least 30 days’ prior written notice has been given to the Owner, (3) a written statement that the Contractor knows of no substantial reason that the insurance will not be renewable to cover the period required by the Contract Documents, (4) consent of surety, if any, to final payment (5), if required by the Owner, other data establishing payment or satisfaction of obligations, such as receipts, releases and waivers of liens, claims, security interests or encumbrances arising out of the Contract, to the extent and in such form as may be designated by the Owner, (6) required Training Manuals, (7) equipment Operations and Maintenance Manuals, (8) any certificates of testing, inspection or approval required by the Contract Documents and not previously provided (9) all warranties and guarantees required under or pursuant to the Contract Documents, and (10) one copy of the Documents required by Section 3.11.

OSE FORM 00811

STANDARD SUPPLEMENTARY CONDITIONS

3.73 Delete the first sentence of Section 9.10.3 and substitute the following:

If, after Substantial Completion of the Work, final completion thereof is delayed 60 days through no fault of the Contractor or by issuance of Change Orders affecting final completion, and the Architect so confirms, the Owner shall, upon application by the Contractor and certification by the Architect, and without terminating the Contract, make payment of the balance due for that portion of the Work fully completed and accepted.

3.74 Delete Section 9.10.5 and substitute the following:

9.10.5 Acceptance of final payment by the Contractor, a Subcontractor or material supplier shall constitute a waiver of claims by that payee except those specific claims in stated amounts that have been previously made in writing and identified by that payee as unsettled at the time of final Application for Payment.

3.75 Add the following Section 9.10.6:

9.10.6 If OSE has not previously issued a Certificate of Occupancy for the entire Project, the Parties shall arrange for a representative of OSE to participate in the Final Completion Inspection. Representatives of the State Fire Marshal's Office and other authorities having jurisdiction may be present at the Final Completion Inspection or otherwise inspect the completed Work and advise the Owner whether the Work meets their respective requirements for the Project.

3.76 Delete Section 10.3.1 and substitute the following:

10.3.1 If the Contractor encounters a hazardous material or substance which was not discoverable as provided in Section 3.2.1 and not required by the Contract Documents, and if reasonable precautions will be inadequate to prevent foreseeable bodily injury or death to persons or serious loss to real or personal property resulting from such material or substance encountered on the site by the Contractor, the Contractor shall, upon recognizing the condition, immediately stop Work in the affected area and report the condition to the Owner and Architect in writing. Hazardous materials or substances are those hazardous, toxic, or radioactive materials or substances subject to regulations by applicable governmental authorities having jurisdiction, such as, but not limited to, the S.C. Department of Health and Environmental Control, the U.S. Environmental Protection Agency, and the U.S. Nuclear Regulatory Commission.

3.77 Insert the following at the end of Section 10.3.2:

In the absence of agreement, the Architect will make an interim determination regarding any delay or impact on the Contractor's additional costs. The Architect's interim determination of cost shall adjust the Contract Sum on the same basis as a Change Order, subject to the right of either party to disagree and assert a Claim in accordance with Article 15. Any adjustment in the Contract Sum shall be determined in accordance with Section 7.3.3.

3.78 Delete Section 10.3.3 and substitute the following:

10.3.3 The Work in the affected area shall be resumed immediately following the occurrence of any one of the following events: (a) the Owner causes remedial work to be performed that results in the absence of hazardous materials or substances; (b) the Owner and the Contractor, by written agreement, decide to resume performance of the Work; or (c) the Work may safely and lawfully proceed, as determined by an appropriate governmental authority or as evidenced by a written report to both the Owner and the Contractor, which is prepared by an environmental engineer reasonably satisfactory to both the Owner and the Contractor.

3.79 In Section 10.3.5, delete the word "The" at the beginning of the sentence and substitute the following:

In addition to its obligations under Section 3.18, the

3.80 Delete the language of Section 10.3.6 and substitute the word "Reserved."

3.81 Insert the following at the end of Section 10.4:

The Contractor shall immediately give the Architect notice of the emergency. This initial notice may be oral followed within five days by a written notice setting forth the nature and scope of the emergency. Within fourteen days of the start of the emergency, the Contractor shall give the Architect a written estimate of the cost and probable effect of delay on the progress of the Work.

3.82 Delete 11.1.2 and substitute the following:

11.1.2 The insurance required by Section 11.1.1 shall be written for not less than limits of liability specified below or required by law, whichever coverage is greater. Coverages shall be written on an occurrence basis and shall be maintained without interruption from the date of commencement of the Work until the date of final payment and termination of any coverage required to be maintained after final payment, and, with respect to the Contractor's completed operations coverage, until the expiration of the period for correction of Work or for such other period for maintenance of completed operations coverage as specified in the Contract Documents.

OSE FORM 00811

STANDARD SUPPLEMENTARY CONDITIONS

- (1) COMMERCIAL GENERAL LIABILITY:
- (a) General Aggregate (per project) \$1,000,000
 - (b) Products/Completed Operations \$1,000,000
 - (c) Personal and Advertising Injury \$1,000,000
 - (d) Each Occurrence \$1,000,000
 - (e) Fire Damage (Any one fire) \$50,000
 - (f) Medical Expense (Any one person) \$5,000
- (2) BUSINESS AUTO LIABILITY (including All Owned, Non-owned, and Hired Vehicles):
- (a) Combined Single Limit \$1,000,000
- (3) WORKER'S COMPENSATION:
- (a) State Statutory
 - (b) Employers Liability \$100,000 Per Acc.
..... \$500,000 Disease, Policy Limit
..... \$100,000 Disease, Each Employee

In lieu of separate insurance policies for Commercial General Liability, Business Auto Liability, and Employers Liability, the Contractor may provide an umbrella policy meeting or exceeding all coverage requirements set forth in this Section 11.1.2. The umbrella policy limits shall not be less than \$3,000,000.

3.83 *Delete Section 11.1.3 and substitute the following:*

11.1.3 Prior to commencement of the Work, and thereafter upon replacement of each required policy of insurance, Contractor shall provide to the Owner a written endorsement to the Contractor's general liability insurance policy that:

- (i) names the Owner as an additional insureds for claims caused in whole or in part by the Contractor's negligent acts or omissions during the Contractor's operations;
- (ii) provides that no material alteration, cancellation, non-renewal, or expiration of the coverage contained in such policy shall have effect unless all additional insureds have been given at least ten (10) days prior written notice of cancellation for non-payment of premiums and thirty (30) days prior written notice of cancellation for any other reason; and
- (iii) provides that the Contractor's liability insurance policy shall be primary, with any liability insurance of the Owner as secondary and noncontributory.

Prior to commencement of the Work, and thereafter upon renewal or replacement of each required policy of insurance, Contractor shall provide to the Owner a signed, original certificate of liability insurance (ACORD 25). Consistent with this Section 11.1, the certificate shall identify the types of insurance, state the limits of liability for each type of coverage, name the Owner a Consultants as Certificate Holder, provide that the general aggregate limit applies per project, and provide that coverage is written on an occurrence basis. Both the certificates and the endorsements must be received directly from either the Contractor's insurance agent or the insurance company. An additional certificate evidencing continuation of liability coverage, including coverage for completed operations, naming the Owner as an additional insured for claims made under the Contractor's completed operations, and otherwise meeting the above requirements, shall be submitted with the final Application for Payment as required by Section 9.10.2 and thereafter upon renewal or replacement of such coverage until the expiration of the time required by Section 11.1.2. Information concerning reduction of coverage on account of revised limits or claims paid under the General Aggregate, or both, shall be furnished by the Contractor with reasonable promptness.

3.84 *Delete Section 11.1.4 and substitute the following:*

11.1.4 A failure by the Owner either (i) to demand a certificate of insurance or written endorsement required by Section 11.1, or (ii) to reject a certificate or endorsement on the grounds that it fails to comply with Section 11.1 shall not be considered a waiver of Contractor's obligations to obtain the required insurance.

3.85 *In Section 11.3.1, delete the first sentence and substitute the following:*

Unless otherwise provided in the Contract Documents, the Contractor shall purchase and maintain, in a company or companies lawfully authorized to do business in the jurisdiction in which the Project is located, property insurance written on a builder's risk "all-risk" or equivalent policy form in the amount of the initial Contract Sum, plus value of subsequent Contract Modifications and cost of materials supplied or installed by others, comprising total value for the entire Project at the site on a replacement cost basis.

3.86 *Delete the language of Section 11.3.1.2 and substitute the word "Reserved."*

3.87 *Delete the language of Section 11.3.1.3 and substitute the word "Reserved."*

OSE FORM 00811

STANDARD SUPPLEMENTARY CONDITIONS

3.88 Delete Section 11.3.2 and substitute the following:

11.3.2 BOILER AND MACHINERY INSURANCE

The Contractor shall purchase and maintain boiler and machinery insurance required by the Contract Documents or by law, which shall specifically cover such insured objects during installation and until final acceptance by the Owner; this insurance shall include interests of the Owner, Contractor, Subcontractors and Sub-subcontractors in the Work, and the Owner and Contractor shall both be named insureds.

3.89 Delete Section 11.3.3 and substitute the following:

11.3.3 LOSS OF USE INSURANCE

The Owner, at the Owner's option, may purchase and maintain such insurance as will insure the Owner against loss of use of the Owner's property due to fire or other hazards, however caused. To the extent any losses are covered and paid for by such insurance, the Owner waives all rights of action against the Contractor for loss of use of the Owner's property, including consequential losses due to fire or other hazards however caused.

3.90 Delete Section 11.3.4 and substitute the following:

11.3.4 If the Owner requests in writing that insurance for risks other than those described herein or other special causes of loss be included in the property insurance policy, the Contractor shall, if possible, include such insurance, and the cost thereof shall be charged to the Owner by appropriate Change Order.

3.91 Delete the language of Section 11.3.5 and substitute the word "Reserved."

3.92 Delete Section 11.3.6 and substitute the following:

11.3.6 Before an exposure to loss may occur, the Contractor shall file with the Owner a copy of each policy that includes insurance coverages required by this Section 11.3. Each policy shall contain all generally applicable conditions, definitions, exclusions and endorsements related to this Project. Each policy shall contain a provision that the policy will not be canceled or allowed to expire, and that its limits will not be reduced, until at least 30 days' prior written notice has been given to the Owner.

3.93 Delete the first sentence of Section 11.3.7 and substitute the following:

The Owner and Contractor waive all rights against (1) each other and any of their subcontractors, sub-subcontractors, agents and employees, each of the other, and (2) the Architect, Architect's consultants, separate contractors described in Article 6, if any, and any of their subcontractors, sub-subcontractors, agents and employees, for damages caused by fire or other causes of loss to the extent the property insurance provided by the Contractor pursuant to this Section 11.3 covers and pays for the damage, except such rights as they have to proceeds of such insurance held by the Contractor as fiduciary.

3.94 Delete the first sentence of Section 11.3.8 and substitute the following:

A loss insured under the Contractor's property insurance shall be adjusted by the Contractor as fiduciary and made payable to the Contractor as fiduciary for the insureds, as their interests may appear, subject to requirements of any applicable mortgagee clause and of Section 11.3.10.

3.95 Delete Section 11.3.9 and substitute the following:

11.3.9 If required in writing by a party in interest, the Contractor as fiduciary shall, upon occurrence of an insured loss, give bond for proper performance of the Contractor's duties. The cost of required bonds shall be charged against proceeds received as fiduciary. The Contractor shall deposit in a separate account proceeds so received, which the Contractor shall distribute in accordance with such agreement as the parties in interest may reach. If after such loss no other special agreement is made and unless the Owner terminates the Contract for convenience, replacement of damaged property shall be performed by the Contractor.

3.96 Delete Section 11.3.10 and substitute the following:

11.3.10 The Contractor as fiduciary shall have power to adjust and settle a loss with insurers unless one of the parties in interest shall object in writing within five days after occurrence of loss to the Contractor's exercise of this power; if such objection is made, the dispute shall be resolved in the manner provided in the contract between the parties in dispute as the method of binding dispute resolution. The Contractor as fiduciary shall make settlement with insurers or, in the case of a dispute over distribution of insurance proceeds, in accordance with a final order or determination issued by the appropriate authority having jurisdiction over the dispute.

OSE FORM 00811

STANDARD SUPPLEMENTARY CONDITIONS

3.97 *Delete Section 11.4.1 and substitute the following:*

11.4.1 Before commencing any services hereunder, the Contractor shall provide the Owner with Performance and Payment Bonds, each in an amount not less than the Contract Price set forth in Article 4 of the Agreement. The Surety shall have, at a minimum, a "Best Rating" of "A" as stated in the most current publication of "Best's Key Rating Guide, Property-Casualty". In addition, the Surety shall have a minimum "Best Financial Strength Category" of "Class V", and in no case less than five (5) times the contract amount. The Performance Bond shall be written on Form SE-355, "Performance Bond" and the Payment Bond shall be written on Form SE-357, "Labor and Material Payment Bond", and both shall be made payable to the Owner.

3.98 *Delete Section 11.4.2 and substitute the following:*

11.4.2 The Performance and Labor and Material Payment Bonds shall:

- .1 be issued by a surety company licensed to do business in South Carolina;
- .2 be accompanied by a current power of attorney and certified by the attorney-in-fact who executes the bond on the behalf of the surety company; and
- .3 remain in effect for a period not less than one (1) year following the date of Substantial Completion or the time required to resolve any items of incomplete Work and the payment of any disputed amounts, whichever time period is longer.

3.99 *Add the following Sections 11.4.3 and 11.4.4:*

11.4.3 Any bonds required by this Contract shall meet the requirements of the South Carolina Code of Laws and Regulations, as amended.

11.4.4 Upon the request of any person or entity appearing to be a potential beneficiary of bonds covering payment of obligations arising under the Contract, the Contractor shall promptly furnish a copy of the bonds or shall authorize a copy to be furnished.

3.100 *Delete Section 12.1.1 and substitute the following:*

12.1.1 If a portion of the Work is covered contrary to the requirements specifically expressed in the Contract Documents, including inspections of work-in-progress required by all authorities having jurisdiction over the Project, it must, upon demand of the Architect or authority having jurisdiction, be uncovered for observation and be replaced at the Contractor's expense without change in the Contract Time.

3.101 *In Section 12.2.2.1, delete the words "and to make a claim for breach of warranty" at the end of the third sentence.*

3.102 *In Section 12.2.2.3, add the following to the end of the sentence:*

unless otherwise provided in the Contract Documents.

3.103 *Insert the following at the end of Section 12.2.4:*

If, prior to the date of Substantial Completion, the Contractor, a Subcontractor, or anyone for whom either is responsible, uses or damages any portion of the Work, including, without limitation, mechanical, electrical, plumbing, and other building systems, machinery, equipment, or other mechanical device, the Contractor shall cause such item to be restored to "like new" condition at no expense to the Owner.

3.104 *Delete Section 13.1 and substitute the following:*

13.1 GOVERNING LAW

The Contract, any dispute, claim, or controversy relating to the Contract, and all the rights and obligations of the parties shall, in all respects, be interpreted, construed, enforced and governed by and under the laws of the State of South Carolina, except its choice of law rules.

3.105 *Delete Section 13.2, including its Sub-Sections 13.2.1 and 13.2.2, and substitute the following:*

13.2 SUCCESSORS AND ASSIGNS

The Owner and Contractor respectively bind themselves, their partners, successors, assigns and legal representatives to covenants, agreements and obligations contained in the Contract Documents. Neither party to the Contract shall assign the Contract as a whole, or in part, without written consent of the other and then only in accordance with and as permitted by Regulation 19-445.2180 of the South Carolina Code of Regulations, as amended. If either party attempts to make such an assignment without such consent, that party shall nevertheless remain legally responsible for all obligations under the Contract.

OSE FORM 00811

STANDARD SUPPLEMENTARY CONDITIONS

3.106 Delete Section 13.3 and substitute the following:

13.3 WRITTEN NOTICE

Unless otherwise permitted herein, all notices contemplated by the Contract Documents shall be in writing and shall be deemed given:

- .1 upon actual delivery, if delivery is by hand;
- .2 upon receipt by the transmitting party of confirmation or reply, if delivery is by electronic mail, facsimile, telex or telegram;
- .3 upon receipt, if delivery is by the United States mail.

Notice to Contractor shall be to the address provided in Section 8.3.2 of the Agreement. Notice to Owner shall be to the address provided in Section 8.2.2 of the Agreement. Either party may designate a different address for notice by giving notice in accordance with this paragraph.

3.107 In Section 13.4.1, insert the following at the beginning of the sentence:

Unless expressly provided otherwise,

3.108 Add the following Section 13.4.3:

13.4.3 Notwithstanding Section 9.10.4, the rights and obligations which, by their nature, would continue beyond the termination, cancellation, rejection, or expiration of this contract shall survive such termination, cancellation, rejection, or expiration, including, but not limited to, the rights and obligations created by the following clauses:

- 1.5** Ownership and Use of Drawings, Specifications and Other Instruments of Service;
- 3.5** Warranty
- 3.17** Royalties, Patents and Copyrights
- 3.18** Indemnification
- 7.6** Cost or Pricing Data
- 11.1** Contractor's Liability Insurance
- 11.4** Performance and Payment Bond
- 15.1.6** Claims for Listed Damages
- 15.1.7** Waiver of Claims Against the Architect
- 15.6** Dispute Resolution
- 15.6.5** Service of Process

3.109 Delete Section 13.6 and substitute the following:

13.6 INTEREST

Payments due to the Contractor and unpaid under the Contract Documents shall bear interest only if and to the extent allowed by Title 29, Chapter 6, Article 1 of the South Carolina Code of Laws. Amounts due to the Owner shall bear interest at the rate of one percent a month or a pro rata fraction thereof on the unpaid balance as may be due.

3.110 Delete the language of Section 13.7 and substitute the word "Reserved."

3.111 Add the following Sections 13.8 through 13.16:

13.8 PROCUREMENT OF MATERIALS BY OWNER

The Contractor accepts assignment of all purchase orders and other agreements for procurement of materials and equipment by the Owner that are identified as part of the Contract Documents. The Contractor shall, upon delivery, be responsible for the storage, protection, proper installation, and preservation of such Owner purchased items, if any, as if the Contractor were the original purchaser. The Contract Sum includes, without limitation, all costs and expenses in connection with delivery, storage, insurance, installation, and testing of items covered in any assigned purchase orders or agreements. Unless the Contract Documents specifically provide otherwise, all Contractor warranty of workmanship and correction of the Work obligations under the Contract Documents shall apply to the Contractor's installation of and modifications to any Owner purchased items,.

13.9 INTERPRETATION OF BUILDING CODES

As required by Title 10, Chapter 1, Section 180 of the South Carolina Code of Laws, as amended, OSE shall determine the enforcement and interpretation of all building codes and referenced standards on state buildings. The Contractor shall refer any questions, comments, or directives from local officials to the Owner and OSE for resolution.

OSE FORM 00811

STANDARD SUPPLEMENTARY CONDITIONS

13.10 MINORITY BUSINESS ENTERPRISES

Contractor shall notify Owner of each Minority Business Enterprise (MBE) providing labor, materials, equipment, or supplies to the Project under a contract with the Contractor. Contractor's notification shall be via the first monthly status report submitted to the Owner after execution of the contract with the MBE. For each such MBE, the Contractor shall provide the MBE's name, address, and telephone number, the nature of the work to be performed or materials or equipment to be supplied by the MBE, whether the MBE is certified by the South Carolina Office of Small and Minority Business Assistance, and the value of the contract.

13.11 SEVERABILITY

If any provision or any part of a provision of the Contract Documents shall be finally determined to be superseded, invalid, illegal, or otherwise unenforceable pursuant to any applicable Legal Requirements, such determination shall not impair or otherwise affect the validity, legality, or enforceability of the remaining provision or parts of the provision of the Contract Documents, which shall remain in full force and effect as if the unenforceable provision or part were deleted.

13.12 ILLEGAL IMMIGRATION

Contractor certifies and agrees that it will comply with the applicable requirements of Title 8, Chapter 14 of the South Carolina Code of Laws and agrees to provide to the State upon request any documentation required to establish either: (a) that Title 8, Chapter 14 is inapplicable both to Contractor and its subcontractors or sub-subcontractors; or (b) that Contractor and its subcontractors or sub-subcontractors are in compliance with Title 8, Chapter 14. Pursuant to Section 8-14-60, "A person who knowingly makes or files any false, fictitious, or fraudulent document, statement, or report pursuant to this chapter is guilty of a felony and, upon conviction, must be fined within the discretion of the court or imprisoned for not more than five years, or both." Contractor agrees to include in any contracts with its subcontractors language requiring its subcontractors to (a) comply with the applicable requirements of Title 8, Chapter 14, and (b) include in their contracts with the sub-subcontractors language requiring the sub-subcontractors to comply with the applicable requirements of Title 8, Chapter 14. (An overview is available at www.procurement.sc.gov)

13.13 SETOFF

The Owner shall have all of its common law, equitable, and statutory rights of set-off.

13.14 DRUG-FREE WORKPLACE

The Contractor certifies to the Owner that Contractor will provide a Drug-Free Workplace, as required by Title 44, Chapter 107 of the South Carolina Code of Laws, as amended.

13.15 FALSE CLAIMS

According to the S.C. Code of Laws § 16-13-240, "a person who by false pretense or representation obtains the signature of a person to a written instrument or obtains from another person any chattel, money, valuable security, or other property, real or personal, with intent to cheat and defraud a person of that property is guilty" of a crime.

13.16 NON-INDEMNIFICATION:

Any term or condition is void to the extent it requires the State to indemnify anyone. It is unlawful for a person charged with disbursements of state funds appropriated by the General Assembly to exceed the amounts and purposes stated in the appropriations. (§ 11-9-20) It is unlawful for an authorized public officer to enter into a contract for a purpose in which the sum is in excess of the amount appropriated for that purpose. It is unlawful for an authorized public officer to divert or appropriate the funds arising from any tax levied and collected for any one fiscal year to the payment of an indebtedness contracted or incurred for a previous year. (§ 11-1-40)

3.112 *Delete Section 14.1.1 and substitute the following:*

14.1.1 The Contractor may terminate the Contract if the Work is stopped for a period of 45 consecutive days through no act or fault of the Contractor or a Subcontractor, Sub-subcontractor or their agents or employees or any other persons or entities performing portions of the Work under direct or indirect contract with the Contractor, for any of the following reasons:

- .1 Issuance of an order of a court or other public authority having jurisdiction that requires substantially all Work to be stopped; or
- .2 An act of government, such as a declaration of national emergency that requires substantially all Work to be stopped.
- .3 Because the Architect has not issued a Certificate for Payment and has not notified the Contractor of the reason for withholding certification as provided in Section 9.4.1, or because the Owner has not made payment on a Certificate for Payment within the time stated in the Contract Documents and the Contractor has stopped work in accordance with Section 9.7

OSE FORM 00811

STANDARD SUPPLEMENTARY CONDITIONS

3.113 *Insert the following at the end of Section 14.1.3:*

Any adjustment to the Contract Sum pursuant to this Section shall be made in accordance with the requirements of Article 7.

3.114 *In Section 14.1.4, replace the word “repeatedly” with the word “persistently.”*

3.115 *Delete Section 14.2.1 and substitute the following:*

14.2.1 The Owner may terminate the Contract if the Contractor

- .1 repeatedly refuses or fails to supply enough properly skilled workers or proper materials, or otherwise fails to prosecute the Work, or any separable part of the Work, with the diligence, resources and skill that will ensure its completion within the time specified in the Contract Documents, including any authorized adjustments;
- .2 fails to make payment to Subcontractors for materials or labor in accordance with the Contract Documents and the respective agreements between the Contractor and the Subcontractors;
- .3 repeatedly disregards applicable laws, statutes, ordinances, codes, rules and regulations, or lawful orders of a public authority; or
- .4 otherwise is guilty of substantial breach of a provision of the Contract Documents.

3.116 *In Section 14.2.2, delete the parenthetical statement “, upon certification by the Initial Decision Maker that sufficient cause exists to justify such action,” immediately following the word “Owner” in the first line.*

3.117 *In Section 14.2.4, replace the words “Initial Decision Maker” with the word “Architect”*

3.118 *Add the following Section 14.2.5:*

14.2.5 If, after termination for cause, it is determined that the Owner lacked justification to terminate under Section 14.2.1, or that the Contractor’s default was excusable, the rights and obligations of the parties shall be the same as if the termination had been issued for the convenience of the Owner under Section 14.4.

3.119 *Delete the second sentence of Section 14.3.2 and substitute the following:*

Any adjustment to the Contract Sum made pursuant to this section shall be made in accordance with the requirements of Article 7.3.3.

3.120 *Delete Section 14.4.1 and substitute the following:*

14.4.1 The Owner may, at any time, terminate the Contract, in whole or in part for the Owner’s convenience and without cause. The Owner shall give written notice of the termination to the Contractor specifying the part of the Contract terminated and when termination becomes effective.

3.121 *Delete Section 14.4.2 and substitute the following:*

14.4.2 Upon receipt of written notice from the Owner of such termination for the Owner’s convenience, the Contractor shall

- .1 cease operations as directed by the Owner in the notice;
- .2 take actions necessary, or that the Owner may direct, for the protection and preservation of the Work;
- .3 except for Work directed to be performed prior to the effective date of termination stated in the notice, terminate all existing subcontracts and purchase orders and enter into no further subcontracts and purchase orders; and
- .4 complete the performance of the Work not terminated, if any.

3.122 *Delete Section 14.4.3 and substitute the following:*

14.4.3 In case of such termination for the Owner’s convenience, the Contractor shall be entitled to receive payment for Work executed, costs incurred by reason of such termination, and any other adjustments otherwise allowed by the Contract. Any adjustment to the Contract Sum made pursuant to this Section 14.4 shall be made in accordance with the requirements of Article 7.3.3.

3.123 *Add the following Sections 14.4.4, 14.4.5, and 14.5:*

14.4.4 Contractor's failure to include an appropriate termination for convenience clause in any subcontract shall not (i) affect the Owner's right to require the termination of a subcontract, or (ii) increase the obligation of the Owner beyond what it would have been if the subcontract had contained an appropriate clause.

OSE FORM 00811

STANDARD SUPPLEMENTARY CONDITIONS

14.4.5 Upon written consent of the Contractor, the Owner may reinstate the terminated portion of this Contract in whole or in part by amending the notice of termination if it has been determined that:

- .1 the termination was due to withdrawal of funding by the General Assembly, Governor, or Budget and Control Board or the need to divert project funds to respond to an emergency as defined by Regulation 19-445.2110(B) of the South Carolina Code of Regulations, as amended;
- .2 funding for the reinstated portion of the work has been restored;
- .3 circumstances clearly indicate a requirement for the terminated work; and
- .4 reinstatement of the terminated work is advantageous to the Owner.

14.5 CANCELLATION AFTER AWARD BUT PRIOR TO PERFORMANCE

Pursuant to Title 11, Chapter 35 and Regulation 19-445.2085 of the South Carolina Code of Laws and Regulations, as amended, this contract may be canceled after award but prior to performance.

3.124 *Insert the following sentence after the second sentence of Section 15.1.1:*

A voucher, invoice, payment application or other routine request for payment that is not in dispute when submitted is not a Claim under this definition.

3.125 *Delete Section 15.1.2 and substitute the following:*

15.1.2 NOTICE OF CLAIMS

Claims by either the Owner or Contractor must be initiated by written notice to the other party and to the Architect. Such notice shall include sufficient information to advise the Architect and other party of the circumstances giving rise to the claim, the specific contractual adjustment or relief requested and the basis of such request. Claims by either party arising prior to the date final payment is due must be initiated within 21 days after occurrence of the event giving rise to such Claim or within 21 days after the claimant first recognizes the condition giving rise to the Claim, whichever is later except as stated for adverse weather days in Section 15.1.5.2. By failing to give written notice of a Claim within the time required by this Section, a party expressly waives its claim.

3.126 *Delete Section 15.1.3 and substitute the following:*

15.1.3 CONTINUING CONTRACT PERFORMANCE

Pending final resolution of a Claim, including any administrative review allowed under Section 15.6, except as otherwise agreed in writing or as provided in Section 9.7 and Article 14, the Contractor shall proceed diligently with performance of the Contract and the Owner shall continue to make payments in accordance with the Contract Documents. The Architect will issue Certificates for Payment in accordance with the initial decisions and determinations of the Architect.

3.127 *Insert the following at the end of Section 15.1.5.1:*

Claims for an increase in the Contract Time shall be based on one additional calendar day for each full calendar day that the Contractor is prevented from working.

3.128 *Insert the following Sub-Sections at the end of Section 15.1.5.2:*

- .1 Claims for adverse weather shall be based on actual weather conditions at the job site or other place of performance of the Work, as documented in the Contractor's job site log.
- .2 For the purpose of this Contract, a total of five (5) days per calendar month (non-cumulative) shall be anticipated as "adverse weather" at the job site, and such time will not be considered justification for an extension of time. If, in any month, adverse weather develops beyond the five (5) days, the Contractor shall be allowed to claim additional days to compensate for the excess weather delays only to the extent of the impact on the approved construction schedule and days the contractor was already scheduled to work. The remedy for this condition is for an extension of time only and is exclusive of all other rights and remedies available under the Contract Documents or imposed or available by law.
- .3 The Contractor shall submit monthly with their pay application all claims for adverse weather conditions that occurred during the previous month. The Architect shall review each monthly submittal in accordance with Section 15.5 and inform the Contractor and the Owner promptly of its evaluation. Approved days shall be included in the next Change Order issued by the Architect. Adverse weather conditions not claimed within the time limits of this Subparagraph shall be considered to be waived by the Contractor. Claims will not be allowed for adverse weather days that occur after the scheduled (original or adjusted) date of Substantial Completion.

OSE FORM 00811

STANDARD SUPPLEMENTARY CONDITIONS

3.129 *Delete Section 15.1.6 and substitute the following:*

15.1.6 CLAIMS FOR LISTED DAMAGES

Notwithstanding any other provision of the Contract Documents, including Section 1.2.1, but subject to a duty of good faith and fair dealing, the Contractor and Owner waive Claims against each other for listed damages arising out of or relating to this Contract.

15.1.6.1 For the Owner, listed damages are (i) lost revenue and profit, (ii) losses resulting from injury to business or reputation, (iii) additional or escalated overhead and administration expenses, (iv) additional financing costs, (v) costs suffered by a third party unable to commence work, (vi) attorney's fees, (vii) any interest, except to the extent allowed by Section 13.6 (Interest), (viii) lost revenue and profit for lost use of the property, (ix) costs resulting from lost productivity or efficiency.

15.1.6.2 For the Contractor, listed damages are (i) lost revenue and profit, (ii) losses resulting from injury to business or reputation, (iii) additional or escalated overhead and administration expenses, (iv) additional financing costs, (v) attorney's fees, (vi) any interest, except to the extent allowed by Section 13.6 (Interest); (vii) unamortized equipment costs; and, (viii) losses incurred by subcontractors for the types of damages the Contractor has waive as against the Owner. Without limitation, this mutual waiver is applicable to all damages due to either party's termination in accordance with Article 14.

15.1.6.3 Nothing contained in this Section shall be deemed to preclude an award of liquidated damages, when applicable, in accordance with the requirements of the Contract Documents. This mutual waiver is not applicable to amounts due or obligations under Section 3.18 (Indemnification).

3.130 *Add the following Section 15.1.7:*

15.1.7 WAIVER OF CLAIMS AGAINST THE ARCHITECT

Notwithstanding any other provision of the Contract Documents, including Section 1.2.1, but subject to a duty of good faith and fair dealing, the Contractor waives all claims against the Architect and any other design professionals who provide design and/or project management services to the Owner, either directly or as independent contractors or subcontractors to the Architect, for listed damages arising out of or relating to this Contract. The listed damages are (i) lost revenue and profit, (ii) losses resulting from injury to business or reputation, (iii) additional or escalated overhead and administration expenses, (iv) additional financing costs, (v) attorney's fees, (vi) any interest; (vii) unamortized equipment costs; and, (viii) losses incurred by subcontractors for the types of damages the Contractor has waive as against the Owner. This mutual waiver is not applicable to amounts due or obligations under Section 3.18 (Indemnification).

3.131 *Delete the language of Sections 15.2, 15.3, and 15.4, including all Sub-Sections, and substitute the word "Reserved" for the deleted language of each Section and Sub-Section.*

3.132 *Add the following Sections 15.5 and 15.6 with their sub-sections:*

15.5 CLAIM AND DISPUTES - DUTY OF COOPERATION, NOTICE, AND ARCHITECTS INITIAL DECISION

15.5.1 Contractor and Owner are fully committed to working with each other throughout the Project to avoid or minimize claims. To further this goal, Contractor and Owner agree to communicate regularly with each other and the Architect at all times notifying one another as soon as reasonably possible of any issue that if not addressed may cause loss, delay, and/or disruption of the Work. If claims do arise, Contractor and Owner each commit to resolving such claims in an amicable, professional, and expeditious manner to avoid unnecessary losses, delays, and disruptions to the Work.

15.5.2 Claims shall first be referred to the Architect for initial decision. An initial decision shall be required as a condition precedent to resolution pursuant to Section 15.6 of any Claim arising prior to the date of final payment, unless 30 days have passed after the Claim has been referred to the Architect with no decision having been rendered, or after all the Architect's requests for additional supporting data have been answered, whichever is later. The Architect will not address claims between the Contractor and persons or entities other than the Owner.

15.5.3 The Architect will review Claims and within ten days of the receipt of a Claim (1) request additional supporting data from the claimant or a response with supporting data from the other party or (2) render an initial decision in accordance with Section 15.5.5.

OSE FORM 00811**STANDARD SUPPLEMENTARY CONDITIONS**

- 15.5.4** If the Architect requests a party to provide a response to a Claim or to furnish additional supporting data, such party shall respond, within ten days after receipt of such request, and shall either (1) provide a response on the requested supporting data, (2) advise the Architect when the response or supporting data will be furnished or (3) advise the Architect that all supporting data has already been provided. Upon receipt of the response or supporting data, the Architect will render an initial decision in accordance with Section 15.5.5.
- 15.5.5** The Architect will render an initial decision in writing; (1) stating the reasons therefor; and (2) notifying the parties of any change in the Contract Sum or Contract Time or both. The Architect will deliver the initial decision to the parties within two weeks of receipt of any response or supporting data requested pursuant to Section 16.4 or within such longer period as may be mutually agreeable to the parties. If the parties accept the initial decision, the Architect shall prepare a Change Order with appropriate supporting documentation for the review and approval of the parties and the Office of State Engineer. If either the Contractor, Owner, or both, disagree with the initial decision, the Contractor and Owner shall proceed with dispute resolution in accordance with the provisions of Section 15.6.
- 15.5.6** In the event of a Claim against the Contractor, the Owner may, but is not obligated to, notify the surety, if any, of the nature and amount of the Claim. If the Claim relates to a possibility of a Contractor's default, the Owner may, but is not obligated to, notify the surety and request the surety's assistance in resolving the controversy.

15.6 DISPUTE RESOLUTION

- 15.6.1** If a claim is not resolved pursuant to Section 15.5 to the satisfaction of either party, both parties shall attempt to resolve the dispute at the field level through discussions between Contractor's Representative and Owner's Representative. If a dispute cannot be resolved through Contractor's Representative and Owner's Representative, then the Contractor's Senior Representative and the Owner's Senior Representative, upon the request of either party, shall meet as soon as conveniently possible, but in no case later than twenty-one days after such a request is made, to attempt to resolve such dispute. Prior to any meetings between the Senior Representatives, the parties will exchange relevant information that will assist the parties in resolving their dispute. The meetings required by this Section are a condition precedent to resolution pursuant to Section 15.6.2.
- 15.6.2** If after meeting in accordance with the provisions of Section 15.6.1, the Senior Representatives determine that the dispute cannot be resolved on terms satisfactory to both the Contractor and the Owner, then either party may submit the dispute by written request to South Carolina's Chief Procurement Officer for Construction (CPOC). Except as otherwise provided in Article 15, all claims, claims, or controversies relating to the Contract shall be resolved exclusively by the appropriate Chief Procurement Officer in accordance with Title 11, Chapter 35, Article 17 of the South Carolina Code of Laws, or in the absence of jurisdiction, only in the Court of Common Pleas for, or in the absence of jurisdiction a federal court located in, Richland County, State of South Carolina. Contractor agrees that any act by the State regarding the Contract is not a waiver of either the State's sovereign immunity or the State's immunity under the Eleventh Amendment of the United State's Constitution.
- 15.6.3** If any party seeks resolution to a dispute pursuant to Section 15.6.2, the parties shall participate in non-binding mediation to resolve the claim. If the claim is governed by Title 11, Chapter 35, Article 17 of the South Carolina Code of Laws as amended and the amount in controversy is \$100,000.00 or less, the CPOC shall appoint a mediator, otherwise, the mediation shall be conducted by an impartial mediator selected by mutual agreement of the parties, or if the parties cannot so agree, a mediator designated by the American Arbitration Association ("AAA") pursuant to its Construction Industry Mediation Rules. The mediation will be governed by and conducted pursuant to a mediation agreement negotiated by the parties or, if the parties cannot so agree, by procedures established by the mediator.
- 15.6.4** Without relieving any party from the other requirements of Sections 15.5 and 15.6, either party may initiate proceedings in the appropriate forum prior to initiating or completing the procedures required by Sections 15.5 and 15.6 if such action is necessary to preserve a claim by avoiding the application of any applicable statutory period of limitation or repose.

OSE FORM 00811
STANDARD SUPPLEMENTARY CONDITIONS

15.6.5 SERVICE OF PROCESS

Contractor consents that any papers, notices, or process necessary or proper for the initiation or continuation of any claims, claims, or controversies relating to the Contract; for any court action in connection therewith; or for the entry of judgment on any award made, may be served on Contractor by certified mail (return receipt requested) addressed to Contractor at the address provided for the Contractor's Senior Representative or by personal service or by any other manner that is permitted by law, in or outside South Carolina. Notice by certified mail is deemed duly given upon deposit in the United States mail.

3.133 Add the following Article 16:

ARTICLE 16 PROJECT-SPECIFIC REQUIREMENTS AND INFORMATION

16.1. Inspection Requirements: *(Indicate the inspection services required by the Contract)*

- Special Inspections are required and are not part of the Contract Sum. *(see section 01400)*
- Building Inspections are required and are not part of the Contract Sum. *(see section 01400)*

The inspections required for this Work are:

(Indicate which services are required and the provider)

- Civil: _____
- Structural: _____
- Mechanical: _____
- Plumbing: _____
- Electrical: _____
- Gas: _____
- Other *(list)*: _____

Remarks: Coordinate with University of South Carolina on required inspections

16.1.1 Contractor shall schedule and request inspections in an orderly and efficient manner and shall notify the Owner whenever the Contractor schedules an inspection in accordance with the requirements of Section 16.1. Contractor shall be responsible for the cost of inspections scheduled and conducted without the Owner's knowledge and for any increase in the cost of inspections resulting from the inefficient scheduling of inspections.

16.2 List Cash Allowances, if any. *(Refer to attachments as needed. If none, enter NONE)*

Refer to drawings and specifications

16.3. Requirements for Record Drawings, if any. *(Refer to attachments as needed. If none, enter NONE)*

Refer to drawings and specifications

16.4. Requirements for Shop Drawings and other submittals, if any, including number, procedure for submission, list of materials to be submitted, etc. *(Refer to attachments as needed. If none, enter NONE)*

Refer to drawings and specifications

16.5. Requirements for signage, on-site office or trailer, utilities, restrooms, etc., in addition to the Contract, if any. *(Refer to attachments as needed. If none, enter NONE)*

None

16.6. Requirements for Project Cleanup in addition to the Contract, if any. *(Refer to attachments as needed. If none, enter NONE)*

Refer to drawings and specifications

16.7. List all attachments that modify these General Conditions. *(If none, enter NONE)*

University of South Carolina Supplemental Conditions

USC SUPPLEMENTAL GENERAL CONDITIONS FOR CONSTRUCTION PROJECTS

WORK AREAS

1. The Contractor shall maintain the job site in a safe manner at all times. This includes (but is not limited to) the provision and/or maintenance of lighting, fencing, barricades around obstructions, and safety and directional signage.
2. Contractor's employees shall take all reasonable means not to interrupt the flow of student traffic in building corridors, lobbies, stairs and exterior walks. All necessary and reasonable safety precautions shall be taken to prevent injury to building occupants while transporting materials and equipment through the work area. Providing safe, accessible, plywood-shielded pedestrian ways around construction may be required if a suitable alternative route is not available.
3. At the beginning of the project, the USC Project Manager will establish the Contractor's lay-down area. This area will also be used for the Contractor's work vehicles. The lay-down area will be clearly identified to the contractor by the Project Manager, with a sketch or drawing provided to USC Parking Services. In turn, Parking Services will mark off this area with a sign containing the project name, Project Manager's name, Contractor name and contact number, and end date. Where this area is subject to foot traffic, protective barriers will be provided as specified by the Project Manager. The area will be maintained in a neat and orderly fashion.
4. Work vehicles parked in the lay down area (or designated parking areas) will be clearly marked and display a USC-furnished placard for identification. No personal vehicles will be allowed in this area, or in any areas surrounding the construction site. Personal vehicles must be parked in the perimeter parking lots or garages. Temporary parking permits can be obtained at the Contractor's expense at the USC Parking Office located in the Pendleton Street parking garage. Refer to the CAMPUS VEHICLE EXPECTATIONS (below) for additional information.
5. Contractor is responsible for removal of all debris from the site, and is required to provide the necessary dumpsters which will be emptied on a regular basis. Construction waste must not be placed in University dumpsters. The construction site must be thoroughly cleaned with all trash picked up and properly disposed of on a daily basis and the site must be left in a safe and sanitary condition each day. The University will inspect job sites regularly and will fine any contractor found to be in violation of this requirement an amount of up to \$1,000 per violation.
6. The Contractor shall be responsible for erosion and sediment control measures where ground disturbances are made.

PROJECT FENCING

7. All construction projects with exterior impacts shall have construction fencing at the perimeter. Fencing shall be 6' chain link with black or green privacy fabric (80-90% blockage). For fence panels with footed stands, sandbag weights shall be placed on the inside of the fence. Ripped sandbags shall be replaced immediately.
8. For projects with long fencing runs and/or high profile locations, decorative USC banners shall be used on top of privacy fabric; banners should be used at a ratio of one banner for every five fence panels. USC Project Manager will make arrangements for banner delivery for Contractor to hang.
9. The use of plastic safety fencing is discouraged and shall only be used on a temporary basis (less than four weeks) where absolutely necessary. Safety fencing shall be a neon yellow-green, high-

visibility fencing equal to 'Kryptonight' by Tenax. Safety fencing shall be erected and maintained in a neat and orderly fashion throughout the project.

10. Vehicles and all other equipment shall be contained within a fenced area if they are on site for more than 3 consecutive calendar days.

BEHAVIOR

11. Fraternalization between Contractor's employees and USC students, faculty or staff is strictly prohibited.
12. USC will not tolerate rude, abusive or degrading behavior on the job site. Heckling and cat-calling directed toward students, faculty or staff or any other person on USC property is strictly prohibited. Any contractor whose employees violate this requirement will be assessed a fine of up to \$500 per violation.
13. Contractor's employees must adhere to the University's policy of maintaining a drug-free and tobacco-free campus.

HAZARDOUS MATERIALS & SAFETY COMPLIANCE

14. A USC Permit to Work must be signed prior to any work being performed by the general contractor or sub-contractor(s).
15. The contractor will comply with all regulations set forth by OSHA and SCDHEC. Contractor must also adhere to USC's internal policies and procedures (available by request). Upon request, the contractor will submit all Safety Programs and Certificates of Insurance to the University for review.
16. Contractor must notify the University immediately upon the discovery of suspect material which may contain asbestos or other such hazardous materials. These materials must not be disturbed until approved by the USC Project Manager.
17. In the event of an OSHA inspection, the Contractor shall immediately call the Facilities Call Center, 803-777-4217, and report that an OSHA inspector is on site. An employee from USC's Safety Unit will arrive to assist in the inspection.

LANDSCAPE & TREE PROTECTION

18. In conjunction with the construction documents, the USC Arborist shall direct methods to minimize damage to campus trees. Tree protection fencing is required to protect existing trees and other landscape features to be affected by a construction project. The location of this fence will be evaluated for each situation with the USC Arborist, Landscape Architect and Project Manager. Tree protection fencing may be required along access routes as well as within the project area itself. Fence locations may have to be reset throughout the course of the project.
19. The tree protection fence shall be 6' high chain link fence with 80-90% privacy screening unless otherwise approved by USC Arborist and/or Landscape Architect. If the tree protection fence is completely within a screened jobsite fence perimeter, privacy fabric is not required. In-ground fence posts are preferred in most situations for greater protection. If utility or pavement conflicts are present, fence panels in footed stands are acceptable. See attached detail for typical tree protection fencing.
20. No entry, vehicle parking, or materials storage will be allowed inside the tree protection zone. A 4"

layer of mulch shall be placed over the tree protection area to maintain moisture in the root zone.

21. Where it is necessary to cross walks, tree root zones (i.e., under canopy) or lawns the following protective measures shall be taken:
 - a. For single loads up to 9,000 lbs., a 3/4" minimum plywood base shall be placed over 4" of mulch.
 - b. For single loads over 9,000 lbs., two layers of 3/4" plywood shall be placed over 4" of mulch.
 - c. Plywood sheets shall be replaced as they deteriorate or delaminate with exposure.
 - d. For projects requiring heavier loads, a construction entry road consisting of 10' X 16' oak logging mats on 12" coarse, chipped, hardwood base. Mulch and logging mats shall be supplemented throughout the project to keep matting structurally functional.
22. Damage to any trees during construction shall be assessed by the USC Arborist, who will stipulate what action will be taken for remediation of damage. The cost of any and all remediation will be assumed by the contractor at no additional cost to the project. Compensation for damages may be assessed up to \$500 per caliper inch of tree (up to 8") and \$500 per inch of diameter at breast height (for trees over 8").
23. Damage to trunks and limbs, as well as disturbance of the root zone under the dripline of tree, including compaction of soil, cutting or filling, or storage of materials, shall qualify as damage and subject to remediation.
24. Any damage to existing pavements or landscaping (including lawn areas and irrigation) will be remediated before final payment is made.

TEMPORARY FACILITIES

25. Contractor will be responsible for providing its own temporary toilet facilities, unless prior arrangements are made with the USC Project Manager.
26. Use of USC communications facilities (telephones, computers, etc.) by the Contractor is prohibited, unless prior arrangements are made with the USC Project Manager.

CAMPUS KEYS

27. Contractor must sign a Contractor Key Receipt/Return form before any keys are issued. Keys must be returned immediately upon the completion of the work. The Contractor will bear the cost of any re-keying necessary due to the loss of or failure to return keys.

WELDING

28. A welding (hot work) permit must be issued by the University Fire Marshall before any welding can begin inside a building. The USC Project Manager will coordinate.

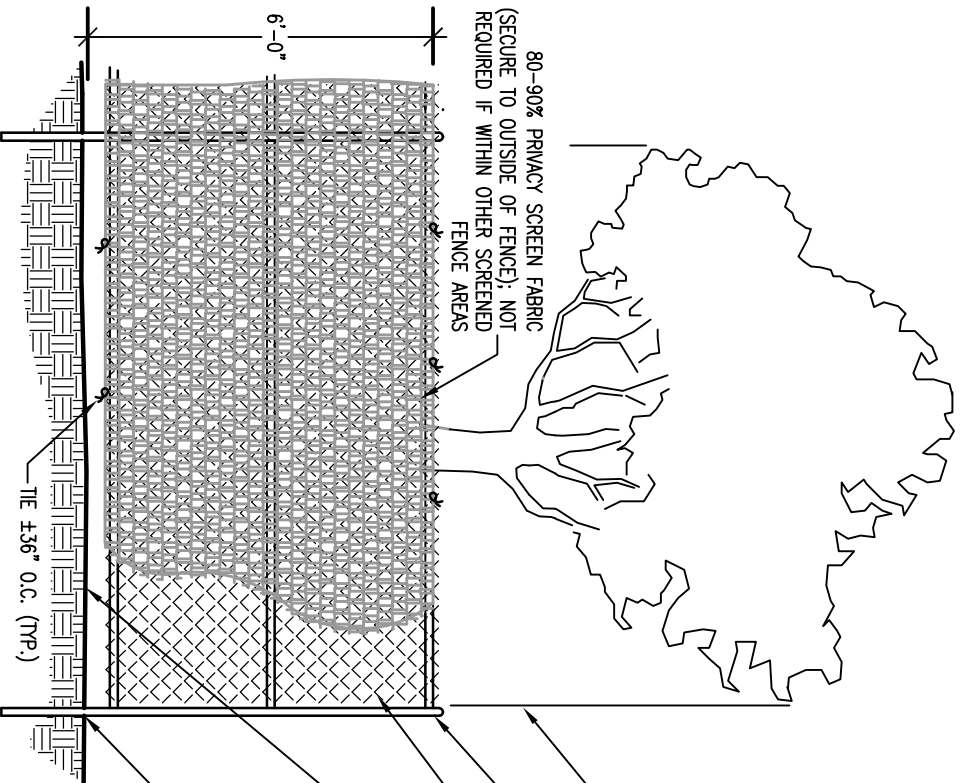
PROJECT EVALUATION & CLOSE-OUT

29. For all projects over \$100,000, including IDCs, a Contractor Performance Evaluation (SE 397) will be reviewed with the GC at the beginning of the project and a copy given to the GC. At the end of the project the form will be completed by the USC Project Manager and a Construction Performance rating will be established.
30. Contractor must provide all O&M manuals, as-built drawings, and training of USC personnel on new equipment, controls, etc. prior to Substantial Completion. Final payment will not be made until

this is completed.

CAMPUS VEHICLE EXPECTATIONS

31. Personal vehicles must be parked in the perimeter parking lots or garages. Temporary parking permits can be obtained at the Contractor's expense at the USC Parking Office located in the Pendleton Street parking garage.
32. All motorized vehicle traffic on USC walkways and landscape areas must be approved by the USC Project Manager and Parking Division, have a USC parking placard, and be parked within the approved laydown area. Violators may be subject to ticketing, towing and fines.
33. All motorized vehicles that leak or drip liquids are prohibited from traveling or parking on walks or landscaped areas.
34. Drivers of equipment or motor vehicles that damage university hardscape or landscape will be held responsible for damages and restoration expense.
35. All vehicles parked on landscape, hardscape, or in the process of service delivery, must display adequate safety devices, i.e. flashing lights, cones, signage, etc.
36. All drivers of equipment and vehicles shall be respectful of University landscape, equipment, structures, fixtures and signage.
37. All incidents of property damage shall be reported to Parking Services or the Work Management Center.



TREE PROTECTION FENCING (IN-GROUND) WITH SCREENING

NOTES:

1. PROVIDE PROTECTION FENCING FOR ALL TREES WITHIN AREA OF DISTURBANCE AND CONSTRUCTION ACCESS.
2. PROTECTION FENCING SHALL BE IN PLACE PRIOR TO BEGINNING CONSTRUCTION.
3. PROTECTION FENCING TO BE PLACED AT THE OUTSIDE OF THE CANOPY DRIPLINE, OR AT A DISTANCE OF ONE FOOT PER ONE INCH OF TREE DIAMETER, MEASURED AT BREAST HEIGHT, WHICHEVER IS LARGER, UNLESS OTHERWISE INDICATED ON LANDSCAPE PLAN OR APPROVED BY UNIVERSITY ARBORIST.
4. IN-GROUND POSTS ARE STANDARD. IF EXISTING ROOTS, UTILITIES OR PAVEMENT PRECLUDE USE OF IN-GROUND POSTS, FOOTED STANDS ARE ACCEPTABLE. SAND BAGS SHALL BE PLACED ON THE INSIDE OF FENCE.
5. DAMAGE TO ANY TREES DURING CONSTRUCTION SHALL BE ASSESSED BY UNIVERSITY ARBORIST AND THE UNIVERSITY ARBORIST SHALL STIPULATE WHAT ACTION WILL BE TAKEN FOR REMEDIATION OF DAMAGE. THE COST OF ANY AND ALL REMEDIATION WILL BE ASSUMED BY CONTRACTOR AT NO ADDITIONAL COST TO THE PROJECT.
6. DISTURBANCE OF ROOT ZONE UNDER DRIPLINE OF TREE, INCLUDING COMPACTION OF SOIL, CUTTING OR FILLING OR STORAGE OF MATERIALS SHALL QUALIFY AS DAMAGE AND SUBJECT TO REMEDIATION.

SE-355
PERFORMANCE BOND

KNOW ALL MEN BY THESE PRESENTS, that *(Insert full name or legal title and address of Contractor)*

Name: _____

Address: _____

hereinafter referred to as "Contractor", and *(Insert full name and address of principal place of business of Surety)*

Name: _____

Address: _____

hereinafter called the "surety", are jointly and severally held and firmly bound unto *(Insert full name and address of Agency)*

Name: _____

Address: _____

hereinafter referred to as "Agency", or its successors or assigns, the sum of _____ (\$ _____), being the sum of the Bond to which payment to be well and truly made, the Contractor and Surety bind themselves, their heirs, executors, administrators, successors and assigns, jointly and severally, firmly by these presents.

WHEREAS, Contractor has by written agreement dated _____ entered into a contract with Agency to construct

State Project Name: _____

State Project Number: _____

Brief Description of Awarded Work, as found on the SE-330 or SE-332, Bid Form: _____

in accordance with Drawings and Specifications prepared by *(Insert full name and address of A-E)*

Name: _____

Address: _____

which agreement is by reference made a part hereof, and is hereinafter referred to as the Contract.

IN WITNESS WHEREOF, Surety and Contractor, intending to be legally bound hereby, subject to the terms stated herein, do each cause this Performance Bond to be duly executed on its behalf by its authorized officer, agent or representative.

DATED this _____ **day of** _____, **2**
(shall be no earlier than Date of Contract)

BOND NUMBER _____

CONTRACTOR

SURETY

By: _____
(Seal)

By: _____
(Seal)

Print Name: _____

Print Name: _____

Print Title: _____

Print Title: _____
(Attach Power of Attorney)

Witness: _____

Witness: _____

(Additional Signatures, if any, appear on attached page)

SE-355**PERFORMANCE BOND****NOW, THEREFORE, THE CONDITION OF THIS OBLIGATION IS SUCH THAT:**

1. The Contractor and the Surety, jointly and severally, bind themselves, their heirs, executors, administrators, successors and assigns to the Agency for the full and faithful performance of the contract, which is incorporated herein by reference.
2. If the Contractor performs the contract, the Surety and the Contractor have no obligation under this Bond, except to participate in conferences as provided in paragraph 3.1.
3. The Surety's obligation under this Bond shall arise after:
 - 3.1 The Agency has notified the Contractor and the Surety at the address described in paragraph 10 below, that the Agency is considering declaring a Contractor Default and has requested and attempted to arrange a conference with the Contractor and the Surety to be held not later than 15 days after receipt of such notice to discuss methods of performing the Contract. If the Agency, the Contractor and the Surety agree, the Contractor shall be allowed a reasonable time to perform the Contract, but such an agreement shall not waive the Agency's right, if any, subsequently to declare a Contractor Default; or
 - 3.2 The Agency has declared a Contractor Default and formally terminated the Contractor's right to complete the Contract.
4. The Surety shall, within 15 days after receipt of notice of the Agency's declaration of a Contractor Default, and at the Surety's sole expense, take one of the following actions:
 - 4.1 Arrange for the Contractor, with consent of the Agency, to perform and complete the Contract; or
 - 4.2 Undertake to perform and complete the Contract itself, through its agents or through independent contractors; or
 - 4.3 Obtain bids or negotiated proposals from qualified contractors acceptable to the Agency for a contract for performance and completion of the Contract, arrange for a contract to be prepared for execution by the Agency and the contractor selected with the Agency's concurrence, to be secured with performance and payment bonds executed by a qualified surety equivalent to the Bonds issued on the Contract, and pay to the Agency the amount of damages as described in paragraph 7 in excess of the Balance of the Contract Sum incurred by the Agency resulting from the Contractor Default; or
 - 4.4 Waive its right to perform and complete, arrange for completion, or obtain a new contractor, and:
 - 4.4.1 After investigation, determine the amount for which it may be liable to the Agency and, within 60 days of waiving its rights under this paragraph, tender payment thereof to the Agency; or
 - 4.4.2 Deny liability in whole or in part and notify the Agency, citing the reasons therefore.
5. Provided Surety has proceeded under paragraphs 4.1, 4.2, or 4.3, the Agency shall pay the Balance of the Contract Sum to either:
 - 5.1 Surety in accordance with the terms of the Contract; or
 - 5.2 Another contractor selected pursuant to paragraph 4.3 to perform the Contract.
 - 5.3 The balance of the Contract Sum due either the Surety or another contractor shall be reduced by the amount of damages as described in paragraph 7.
6. If the Surety does not proceed as provided in paragraph 4 with reasonable promptness, the Surety shall be deemed to be in default on this Bond 15 days after receipt of written notice from the Agency to the Surety demanding that the Surety perform its obligations under this Bond, and the Agency shall be entitled to enforce any remedy available to the Agency.
 - 6.1 If the Surety proceeds as provided in paragraph 4.4 and the Agency refuses the payment tendered or the Surety has denied liability, in whole or in part, then without further notice the Agency shall be entitled to enforce any remedy available to the Agency.
 - 6.2 Any dispute, suit, action or proceeding arising out of or relating to this Bond shall be governed by the Dispute Resolution process defined in the Contract Documents and the laws of the State of South Carolina.
7. After the Agency has terminated the Contractor's right to complete the Contract, and if the Surety elects to act under paragraph 4.1, 4.2, or 4.3 above, then the responsibilities of the Surety to the Agency shall be those of the Contractor under the Contract, and the responsibilities of the Agency to the Surety shall those of the Agency under the Contract. To a limit of the amount of this Bond, but subject to commitment by the Agency of the Balance of the Contract Sum to mitigation of costs and damages on the Contract, the Surety is obligated to the Agency without duplication for:
 - 7.1 The responsibilities of the Contractor for correction of defective Work and completion of the Contract; and
 - 7.2 Additional legal, design professional and delay costs resulting from the Contractor's Default, and resulting from the actions or failure to act of the Surety under paragraph 4; and
 - 7.3 Damages awarded pursuant to the Dispute Resolution Provisions of the Contract. Surety may join in any Dispute Resolution proceeding brought under the Contract and shall be bound by the results thereof; and
 - 7.4 Liquidated Damages, or if no Liquidated Damages are specified in the Contract, actual damages caused by delayed performance or non-performance of the Contractor.
8. The Surety shall not be liable to the Agency or others for obligations of the Contractor that are unrelated to the Contract, and the Balance of the Contract Sum shall not be reduced or set-off on account of any such unrelated obligations. No right of action shall accrue on this Bond to any person or entity other than the Agency or its heirs, executors, administrators, or successors.
9. The Surety hereby waives notice of any change, including changes of time, to the contract or to related subcontracts, purchase orders and other obligations.
10. Notice to the Surety, the Agency or the Contractor shall be mailed or delivered to the address shown on the signature page.
11. Definitions
 - 11.1 Balance of the Contract Sum: The total amount payable by the Agency to the Contractor under the Contract after all proper adjustments have been made, including allowance to the Contractor of any amounts to be received by the Agency in settlement of insurance or other Claims for damages to which the Contractor is entitled, reduced by all valid and proper payments made to or on behalf of the Contractor under the Contract.
 - 11.2 Contractor Default: Failure of the Contractor, which has neither been remedied nor waived, to perform the Contract or otherwise to comply with the terms of the Contract.

SE-357

LABOR & MATERIAL PAYMENT BOND

KNOW ALL MEN BY THESE PRESENTS, that (Insert full name or legal title and address of Contractor)

Name: _____

Address: _____

hereinafter referred to as "Contractor", and (Insert full name and address of principal place of business of Surety)

Name: _____

Address: _____

hereinafter called the "surety", are jointly and severally held and firmly bound unto (Insert full name and address of Agency)

Name: _____

Address: _____

hereinafter referred to as "Agency", or its successors or assigns, the sum of _____ (\$ _____), being the sum of the Bond to which payment to be well and truly made, the Contractor and Surety bind themselves, their heirs, executors, administrators, successors and assigns, jointly and severally, firmly by these presents.

WHEREAS, Contractor has by written agreement dated _____ entered into a contract with Agency to construct

State Project Name: _____

State Project Number: _____

Brief Description of Awarded Work, as found on the SE-330 or SE-332, Bid Form: _____

in accordance with Drawings and Specifications prepared by (Insert full name and address of A-E)

Name: _____

Address: _____

which agreement is by reference made a part hereof, and is hereinafter referred to as the Contract.

IN WITNESS WHEREOF, Surety and Contractor, intending to be legally bound hereby, subject to the terms stated herein, do each cause this Labor and Material Payment Bond to be duly executed on its behalf by its authorized officer, agent or representative.

DATED this _____ day of _____, 20____
(shall be no earlier than Date of Contract)

BOND NUMBER _____

CONTRACTOR

SURETY

By: _____
(Seal)

By: _____
(Seal)

Print Name: _____

Print Name: _____

Print Title: _____

Print Title: _____
(Attach Power of Attorney)

Witness: _____

Witness: _____

(Additional Signatures, if any, appear on attached page)

LABOR AND MATERIAL PAYMENT BOND**NOW, THEREFORE, THE CONDITION OF THIS OBLIGATION IS SUCH THAT:**

1. The Contractor and the Surety, jointly and severally, bind themselves, their heirs, executors, administrators, successors and assigns to the Agency to pay for all labor, materials and equipment required for use in the performance of the Contract, which is incorporated herein by reference.

2. With respect to the Agency, this obligation shall be null and void if the Contractor:

2.1 Promptly makes payment, directly or indirectly, for all sums due Claimants; and

2.2 Defends, indemnifies and holds harmless the Agency from all claims, demands, liens or suits by any person or entity who furnished labor, materials or equipment for use in the performance of the Contract.

3. With respect to Claimants, this obligation shall be null and void if the Contractor promptly makes payment, directly or indirectly, for all sums due.

4. With respect to Claimants, and subject to the provisions of Title 29, Chapter 5 and the provisions of §11-35-3030(2)(c) of the SC Code of Laws, as amended, the Surety's obligation under this Bond shall arise as follows:

4.1 Every person who has furnished labor, material or rental equipment to the Contractor or its subcontractors for the work specified in the Contract, and who has not been paid in full before the expiration of a period of ninety (90) days after the date on which the last of the labor was done or performed by him or material or rental equipment was furnished or supplied by him for which such claim is made, shall have the right to sue on the payment bond for the amount, or the balance thereof, unpaid at the time of institution of such suit and to prosecute such action for the sum or sums justly due him.

4.2 A remote claimant shall have a right of action on the payment bond upon giving written notice by certified or registered mail to the Contractor within ninety (90) days from the date on which such person did or performed the last of the labor or furnished or supplied the last of the material or rental equipment upon which such claim is made.

4.3 Every suit instituted upon a payment bond shall be brought in a court of competent jurisdiction for the county or circuit in which the construction contract was to be performed, but no such suit shall be commenced after the expiration of one year after the day on which the last of the labor was performed or material or rental equipment was supplied by the person bringing suit.

5. When the Claimant has satisfied the conditions of paragraph 4, the Surety shall promptly and at the Surety's expense take the following actions:

5.1 Send an answer to the Claimant, with a copy to the Agency, within sixty (60) days after receipt of the claim, stating the amounts that are undisputed and the basis for challenging any amounts that are disputed.

5.2 Pay or arrange for payment of any undisputed amounts.

5.3 The Surety's failure to discharge its obligations under this paragraph 5 shall not be deemed to constitute a waiver of defenses the Surety or Contractor may have or acquire as to a claim. However, if the Surety fails to discharge its obligations under this paragraph 5, the Surety shall indemnify the Claimant for the reasonable attorney's fees the Claimant incurs to recover any sums found to be due and owing to the Claimant.

6. Amounts owed by the Agency to the Contractor under the Contract shall be used for the performance of the Contract and to

satisfy claims, if any, under any Performance Bond. By the Contractor furnishing and the Agency accepting this Bond, they agree that all funds earned by the contractor in the performance of the Contract are dedicated to satisfy obligations of the Contractor and the Surety under this Bond, subject to the Agency's prior right to use the funds for the completion of the Work.

7. The Surety shall not be liable to the Agency, Claimants or others for obligations of the Contractor that are unrelated to the Contract. The Agency shall not be liable for payment of any costs or expenses of any claimant under this bond, and shall have under this Bond no obligations to make payments to, give notices on behalf of, or otherwise have obligations to Claimants under this Bond.

8. The Surety hereby waives notice of any change, including changes of time, to the Contract or to related Subcontracts, purchase orders and other obligations.

9. Notice to the Surety, the Agency or the Contractor shall be mailed or delivered to the addresses shown on the signature page. Actual receipt of notice by Surety, the Agency or the contractor, however accomplished, shall be sufficient compliance as of the date received at the address shown on the signature page.

10. By the Contractor furnishing and the Agency accepting this Bond, they agree that this Bond has been furnished to comply with the statutory requirements of the South Carolina Code of Laws, as amended, and further, that any provision in this Bond conflicting with said statutory requirements shall be deemed deleted herefrom and provisions conforming to such statutory or other legal requirement shall be deemed incorporated herein. The intent is that this Bond shall be construed as a statutory Bond and not as a common law bond.

11. Upon request of any person or entity appearing to be a potential beneficiary of this bond, the Contractor shall promptly furnish a copy of this Bond or shall permit a copy to be made.

12. Any dispute, suit, action or proceeding arising out of or relating to this Bond shall be governed by the laws of the State of South Carolina.

13. DEFINITIONS

13.1 Claimant: An individual or entity having a direct contract with the Contractor or with a Subcontractor of the Contractor to furnish labor, materials, or equipment for use in the performance of the Contract. The intent of this Bond shall be to include without limitation in the terms "labor, materials or equipment" that part of water, gas, power, light, heat, oil, gasoline, telephone service or rental equipment used in the Contract, architectural and engineering services required for performance of the Work of the Contractor and the Contractor's Subcontractors, and all other items for which a mechanic's lien might otherwise be asserted.

13.2 Remote Claimant: A person having a direct contractual relationship with a subcontractor of the Contractor or subcontractor, but no contractual relationship expressed or implied with the Contractor.

13.3 Contract: The agreement between the Agency and the Contractor identified on the signature page, including all Contract Documents and changes thereto.

SE-380

CHANGE ORDER NO.: _____

CHANGE ORDER TO CONSTRUCTION CONTRACT

AGENCY: University of South Carolina

PROJECT NAME: Caroliniana Library Fire Alarm Upgrades

PROJECT NUMBER: H27-I851

CONTRACTOR: _____ CONTRACT DATE: _____

This Contract is changed as follows: *(Insert description of change in space provided below)*

ADJUSTMENTS IN THE CONTRACT SUM:

1. Original Contract Sum:		\$
2. Change in Contract Sum by previously approved Change Orders:		
3. Contract Sum prior to this Change Order		\$ 0.00
4. Amount of this Change Order:		
5. New Contract Sum, including this Change Order:		\$ 0.00

ADJUSTMENTS IN THE CONTRACT TIME:

1. Original Substantial Completion Date:	
2. Sum of previously approved increases and decreases in Days:	Days
3. Change in Days for this Change Order	Days
4. New Substantial Completion Date:	

CONTRACTOR ACCEPTANCE:

BY: _____ Date: _____
(Signature of Representative)

Print Name: _____

ARCHITECT RECOMMENDATION FOR ACCEPTANCE:

BY: _____ Date: _____
(Signature of Representative)

Print Name: _____

AGENCY ACCEPTANCE AND CERTIFICATION:

BY: _____ Date: _____
(Signature of Representative)

Print Name: _____

- Change is within Agency Construction Contract Change Order Certification of: \$ _____
- Change is not within Agency Construction Contract Change Order Certification of: \$ _____

Office of the State Engineer Authorization for change exceeding Agency Construction Contract Change Order1234 Certification:

AUTHORIZED BY: _____ DATE: _____
(OSE Project Manager)

SECTION 011000 - SUMMARY

PART 1 - GENERAL

1.1 RELATED DOCUMENTS

- A. Drawings and general provisions of the Contract, including General and Supplementary Conditions and other Division 01 Specification Sections, apply to this Section.

1.2 SUMMARY

- A. Section Includes:

- 1. Project information.
- 2. Work covered by Contract Documents.
- 3. Phased construction.
- 4. Work by Owner.
- 5. Work under separate contracts.
- 6. Future work.
- 7. Purchase contracts.
- 8. Owner-furnished products.
- 9. Contractor-furnished, Owner-installed products.
- 10. Access to site.
- 11. Coordination with occupants.
- 12. Work restrictions.
- 13. Specification and drawing conventions.
- 14. Miscellaneous provisions.

- B. Related Requirements:

- 1. Section 015000 "Temporary Facilities and Controls" for limitations and procedures governing temporary use of Owner's facilities.

1.3 PROJECT INFORMATION

- A. Project Identification: Caroliniana Library Fire Alarm Upgrades.

- 1. Project Location: University of South Carolina, Columbia, SC.

- B. Owner: University of South Carolina.

- 1. Owner's Representative: Mr. Pete Fisher.

- C. Architect: 1x1 Design, Asheley Scott.

1.4 WORK COVERED BY CONTRACT DOCUMENTS

- A. The Work of Project is defined by the Contract Documents and consists of the following:
 - 1. This project will remove the existing library's dated fire alarm system and provide a modern fire alarm system incorporating speakers for fire alarm notification and for Mass Notification voice messages.
- B. Type of Contract:
 - 1. Project will be constructed under a single prime contract.

1.5 ACCESS TO SITE

- A. General: Contractor shall have limited use of Project site for construction operations as indicated on Drawings by the Contract limits and as indicated by requirements of this Section.
- B. Use of Site: Limit use of Project site to areas within the Contract limits indicated. Do not disturb portions of Project site beyond areas in which the Work is indicated.
- C. Condition of Existing Building: Maintain portions of existing building affected by construction operations in a weathertight condition throughout construction period. Repair damage caused by construction operations.

1.6 COORDINATION WITH OCCUPANTS

- A. Full Owner Occupancy: Owner will occupy building(s) during entire construction period. Cooperate with Owner during construction operations to minimize conflicts and facilitate Owner usage. Perform the Work so as not to interfere with Owner's day-to-day operations. Maintain existing exits unless otherwise indicated.
 - 1. Maintain access to existing walkways, corridors, and other adjacent occupied or used facilities. Do not close or obstruct walkways, corridors, or other occupied or used facilities without written permission from Owner and approval of authorities having jurisdiction.
 - 2. Notify Owner not less than 72 hours in advance of activities that will affect Owner's operations.

1.7 WORK RESTRICTIONS

- A. Work Restrictions, General: Comply with restrictions on construction operations.
 - 1. Comply with limitations on use of public streets and with other requirements of authorities having jurisdiction.
- B. On-Site Work Hours: Limit work in the existing building to hours as directed by the Project Manager.

- C. Existing Utility Interruptions: Do not interrupt utilities serving facilities occupied by Owner or others unless permitted under the following conditions and then only after providing temporary utility services according to requirements indicated:
 - 1. Notify Project Manager not less than two days in advance of proposed utility interruptions.
 - 2. Obtain Project Manager's written permission before proceeding with utility interruptions.
- D. Noise, Vibration, and Odors: Coordinate operations that may result in high levels of noise and vibration, odors, or other disruption to Owner occupancy with Owner.
 - 1. Notify Project Manager not less than two days in advance of proposed utility interruptions.
 - 2. Obtain Project Manager's written permission before proceeding with utility interruptions.
- E. Nonsmoking Building: Smoking is not permitted within the building or within 25 feet (8 m) of entrances, operable windows, or outdoor-air intakes.
- F. Controlled Substances: Use of tobacco products and other controlled substances within the existing building is not permitted.
- G. Employee Identification: Provide identification tags for Contractor personnel working on Project site. Require personnel to use identification tags at all times.

1.8 SPECIFICATION AND DRAWING CONVENTIONS

- A. Specification Content: The Specifications use certain conventions for the style of language and the intended meaning of certain terms, words, and phrases when used in particular situations. These conventions are as follows:
 - 1. Imperative mood and streamlined language are generally used in the Specifications. The words "shall," "shall be," or "shall comply with," depending on the context, are implied where a colon (:) is used within a sentence or phrase.
 - 2. Specification requirements are to be performed by Contractor unless specifically stated otherwise.
- B. Division 01 General Requirements: Requirements of Sections in Division 01 apply to the Work of all Sections in the Specifications.
- C. Drawing Coordination: Requirements for materials and products identified on Drawings are described in detail in the Specifications. One or more of the following are used on Drawings to identify materials and products:
 - 1. Terminology: Materials and products are identified by the typical generic terms used in the individual Specifications Sections.
 - 2. Abbreviations: Materials and products are identified by abbreviations [published as part of the U.S. National CAD Standard] [and] [scheduled on Drawings].
 - 3. Keynoting: Materials and products are identified by reference keynotes referencing Specification Section numbers found in this Project Manual.

University of South Carolina
Caroliniana Library Fire Alarm Upgrades

Columbia, South Carolina 29208
Project Number H27-I851

Land Engineering Associates, LLC
262 Sandhurst Road, Suite 101
Columbia, South Carolina

1.9 MISCELLANEOUS PROVISIONS

- A. Supplemental Conditions, issued by University of South Carolina, shall be followed at all times.

PART 2 - PRODUCTS (Not Used)

PART 3 - EXECUTION (Not Used)

END OF SECTION 011000

SECTION 012500 - SUBSTITUTION PROCEDURES

PART 1 - GENERAL

1.1 RELATED DOCUMENTS

- A. Drawings and general provisions of the Contract, including General and Supplementary Conditions and other Division 01 Specification Sections, apply to this Section.

1.2 SUMMARY

- A. Section includes administrative and procedural requirements for substitutions.
- B. Related Requirements:
 - 1. Section 016000 "Product Requirements" for requirements for submitting comparable product submittals for products by listed manufacturers.

1.3 DEFINITIONS

- A. Substitutions: Changes in products, materials, equipment, and methods of construction from those required by the Contract Documents and proposed by Contractor.
 - 1. Substitutions for Cause: Changes proposed by Contractor that are required due to changed Project conditions, such as unavailability of product, regulatory changes, or unavailability of required warranty terms.
 - 2. Substitutions for Convenience: Changes proposed by Contractor or Owner that are not required in order to meet other Project requirements but may offer advantage to Contractor or Owner.

1.4 ACTION SUBMITTALS

- A. Substitution Requests: Submit three copies of each request for consideration. Identify product or fabrication or installation method to be replaced. Include Specification Section number and title and Drawing numbers and titles.
 - 1. Substitution Request Form: Use CSI Form 13.1A.
 - 2. Documentation: Show compliance with requirements for substitutions and the following, as applicable:
 - a. Statement indicating why specified product or fabrication or installation cannot be provided, if applicable.
 - b. Coordination information, including a list of changes or revisions needed to other parts of the Work and to construction performed by Owner and separate contractors, that will be necessary to accommodate proposed substitution.

- c. Detailed comparison of significant qualities of proposed substitution with those of the Work specified. Include annotated copy of applicable Specification Section. Significant qualities may include attributes such as performance, weight, size, durability, visual effect, sustainable design characteristics, warranties, and specific features and requirements indicated. Indicate deviations, if any, from the Work specified.
 - d. Product Data, including drawings and descriptions of products and fabrication and installation procedures.
 - e. Samples, where applicable or requested.
 - f. Certificates and qualification data, where applicable or requested.
 - g. List of similar installations for completed projects with project names and addresses and names and addresses of engineers and owners.
 - h. Material test reports from a qualified testing agency indicating and interpreting test results for compliance with requirements indicated.
 - i. Research reports evidencing compliance with building code in effect for Project.
 - j. Detailed comparison of Contractor's construction schedule using proposed substitution with products specified for the Work, including effect on the overall Contract Time. If specified product or method of construction cannot be provided within the Contract Time, include letter from manufacturer, on manufacturer's letterhead, stating date of receipt of purchase order, lack of availability, or delays in delivery.
 - k. Cost information, including a proposal of change, if any, in the Contract Sum.
 - l. Contractor's certification that proposed substitution complies with requirements in the Contract Documents except as indicated in substitution request, is compatible with related materials, and is appropriate for applications indicated.
 - m. Contractor's waiver of rights to additional payment or time that may subsequently become necessary because of failure of proposed substitution to produce indicated results.
3. Engineer's Action: If necessary, Engineer will request additional information or documentation for evaluation within seven days of receipt of a request for substitution. Engineer will notify Contractor through Project Manager of acceptance or rejection of proposed substitution within 15 days of receipt of request, or seven days of receipt of additional information or documentation, whichever is later.
 - a. Forms of Acceptance: Change Order, Construction Change Directive, or Engineer's Supplemental Instructions for minor changes in the Work.
 - b. Use product specified if Engineer does not issue a decision on use of a proposed substitution within time allocated.

1.5 QUALITY ASSURANCE

- A. Compatibility of Substitutions: Investigate and document compatibility of proposed substitution with related products and materials. Engage a qualified testing agency to perform compatibility tests recommended by manufacturers.

1.6 PROCEDURES

- A. Coordination: Revise or adjust affected work as necessary to integrate work of the approved substitutions.

PART 2 - PRODUCTS

2.1 SUBSTITUTIONS

- A. Substitutions for Cause: Submit requests for substitution immediately on discovery of need for change, but not later than 15 days prior to time required for preparation and review of related submittals.
 - 1. Conditions: Engineer will consider Contractor's request for substitution when the following conditions are satisfied. If the following conditions are not satisfied, Engineer will return requests without action, except to record noncompliance with these requirements:
 - a. Requested substitution is consistent with the Contract Documents and will produce indicated results.
 - b. Substitution request is fully documented and properly submitted.
 - c. Requested substitution will not adversely affect Contractor's construction schedule.
 - d. Requested substitution has received necessary approvals of authorities having jurisdiction.
 - e. Requested substitution is compatible with other portions of the Work.
 - f. Requested substitution has been coordinated with other portions of the Work.
 - g. Requested substitution provides specified warranty.
 - h. If requested substitution involves more than one contractor, requested substitution has been coordinated with other portions of the Work, is uniform and consistent, is compatible with other products, and is acceptable to all contractors involved.
- B. Substitutions for Convenience: Engineer will consider requests for substitution if received within 10 days after the Notice of Award. Requests received after that time may be considered or rejected at discretion of Engineer.
 - 1. Conditions: Engineer will consider Contractor's request for substitution when the following conditions are satisfied. If the following conditions are not satisfied, Engineer will return requests without action, except to record noncompliance with these requirements:
 - a. Requested substitution offers Owner a substantial advantage in cost, time, energy conservation, or other considerations, after deducting additional responsibilities Owner must assume. Owner's additional responsibilities may include compensation to Engineer for redesign and evaluation services, increased cost of other construction by Owner, and similar considerations.

- b. Requested substitution does not require extensive revisions to the Contract Documents.
- c. Requested substitution is consistent with the Contract Documents and will produce indicated results.
- d. Substitution request is fully documented and properly submitted.
- e. Requested substitution will not adversely affect Contractor's construction schedule.
- f. Requested substitution has received necessary approvals of authorities having jurisdiction.
- g. Requested substitution is compatible with other portions of the Work.
- h. Requested substitution has been coordinated with other portions of the Work.
- i. Requested substitution provides specified warranty.
- j. If requested substitution involves more than one contractor, requested substitution has been coordinated with other portions of the Work, is uniform and consistent, is compatible with other products, and is acceptable to all contractors involved.

PART 3 - EXECUTION (Not Used)

END OF SECTION 012500

SECTION 012600 - CONTRACT MODIFICATION PROCEDURES

PART 1 - GENERAL

1.1 RELATED DOCUMENTS

- A. Drawings and general provisions of the Contract, including General and Supplementary Conditions and other Division 01 Specification Sections, apply to this Section.

1.2 SUMMARY

- A. Section includes administrative and procedural requirements for handling and processing Contract modifications.
- B. Related Requirements:
 - 1. Section 012500 "Substitution Procedures" for administrative procedures for handling requests for substitutions made after the Contract award.

1.3 MINOR CHANGES IN THE WORK

- A. Engineer will issue through Project Manager supplemental instructions authorizing minor changes in the Work, not involving adjustment to the Contract Sum or the Contract Time, on AIA Document G710, "Architect's Supplemental Instructions", or through other written means.

1.4 PROPOSAL REQUESTS

- A. Owner-Initiated Proposal Requests: Engineer through Project Manager will issue a detailed description of proposed changes in the Work that may require adjustment to the Contract Sum or the Contract Time. If necessary, the description will include supplemental or revised Drawings and Specifications.
 - 1. Work Change Proposal Requests issued by Engineer are not instructions either to stop work in progress or to execute the proposed change.
 - 2. Within time specified in Proposal Request, after receipt of Proposal Request, submit a quotation estimating cost adjustments to the Contract Sum and the Contract Time necessary to execute the change.
 - a. Include a list of quantities of products required or eliminated and unit costs, with total amount of purchases and credits to be made. If requested, furnish survey data to substantiate quantities.
 - b. Indicate applicable taxes, delivery charges, equipment rental, and amounts of trade discounts.
 - c. Include costs of labor and supervision directly attributable to the change.
 - d. Include an updated Contractor's construction schedule that indicates the effect of the change, including, but not limited to, changes in activity

duration, start and finish times, and activity relationship. Use available total float before requesting an extension of the Contract Time.

- e. Quotation Form: Use forms acceptable to Engineer.
- B. Contractor-Initiated Proposals: If latent or changed conditions require modifications to the Contract, Contractor may initiate a claim by submitting a request for a change to Engineer.
1. Include a statement outlining reasons for the change and the effect of the change on the Work. Provide a complete description of the proposed change. Indicate the effect of the proposed change on the Contract Sum and the Contract Time.
 2. Include a list of quantities of products required or eliminated and unit costs, with total amount of purchases and credits to be made. If requested, furnish survey data to substantiate quantities.
 3. Indicate applicable taxes, delivery charges, equipment rental, and amounts of trade discounts.
 4. Include costs of labor and supervision directly attributable to the change.
 5. Include an updated Contractor's construction schedule that indicates the effect of the change, including, but not limited to, changes in activity duration, start and finish times, and activity relationship. Use available total float before requesting an extension of the Contract Time.
 6. Comply with requirements in Section 012500 "Substitution Procedures" if the proposed change requires substitution of one product or system for product or system specified.
 7. Proposal Request Form: Use form acceptable to Engineer.

1.5 ADMINISTRATIVE CHANGE ORDERS

1.6 CHANGE ORDER PROCEDURES

- A. On Owner's approval of a Work Changes Proposal Request, Engineer will issue a Change Order for signatures of Owner and Contractor on AIA Document G701.

1.7 CONSTRUCTION CHANGE DIRECTIVE

- A. Construction Change Directive: Engineer may issue a Construction Change Directive on AIA Document G714. Construction Change Directive instructs Contractor to proceed with a change in the Work, for subsequent inclusion in a Change Order.
 1. Construction Change Directive contains a complete description of change in the Work. It also designates method to be followed to determine change in the Contract Sum or the Contract Time.
- B. Documentation: Maintain detailed records on a time and material basis of work required by the Construction Change Directive.
 1. After completion of change, submit an itemized account and supporting data necessary to substantiate cost and time adjustments to the Contract.

University of South Carolina
Caroliniana Library Fire Alarm Upgrades

Columbia, South Carolina 29208
Project Number H27-I851

Land Engineering Associates, LLC
262 Sandhurst Road, Suite 101
Columbia, South Carolina

PART 2 - PRODUCTS (Not Used)

PART 3 - EXECUTION (Not Used)

END OF SECTION 012600

SECTION 012900 - PAYMENT PROCEDURES

PART 1 - GENERAL

1.1 RELATED DOCUMENTS

- A. Drawings and general provisions of the Contract, including General and Supplementary Conditions and other Division 01 Specification Sections, apply to this Section.

1.2 SUMMARY

- A. Section includes administrative and procedural requirements necessary to prepare and process Applications for Payment.
- B. Related Requirements:
 - 1. Section 012600 "Contract Modification Procedures" for administrative procedures for handling changes to the Contract.
 - 2. Section 013200 "Construction Progress Documentation" for administrative requirements governing the preparation and submittal of the Contractor's construction schedule.

1.3 DEFINITIONS

- A. Schedule of Values: A statement furnished by Contractor allocating portions of the Contract Sum to various portions of the Work and used as the basis for reviewing Contractor's Applications for Payment.

1.4 SCHEDULE OF VALUES

- A. Coordination: Coordinate preparation of the schedule of values with preparation of Contractor's construction schedule.
 - 1. Coordinate line items in the schedule of values with other required administrative forms and schedules, including the following:
 - a. Application for Payment forms with continuation sheets.
 - b. Submittal schedule.
 - c. Items required to be indicated as separate activities in Contractor's construction schedule.
 - 2. Submit the schedule of values to Engineer at earliest possible date, but no later than seven days before the date scheduled for submittal of initial Applications for Payment.

- B. Format and Content: Use Project Manual table of contents as a guide to establish line items for the schedule of values. Provide at least one line item for each Specification Section.
1. Identification: Include the following Project identification on the schedule of values:
 - a. Project name and location.
 - b. Name of Engineer.
 - c. Contractor's name and address.
 - d. Date of submittal.
 2. Arrange schedule of values consistent with format of AIA Document G703.
 3. Provide a breakdown of the Contract Sum in enough detail to facilitate continued evaluation of Applications for Payment and progress reports. Coordinate with Project Manual table of contents.
 4. Provide a separate line item in the schedule of values for each part of the Work where Applications for Payment may include materials or equipment purchased or fabricated and stored, but not yet installed.
 - a. Differentiate between items stored on-site and items stored off-site. If required, include evidence of insurance.
 5. Each item in the schedule of values and Applications for Payment shall be complete. Include total cost and proportionate share of general overhead and profit for each item.
 - a. Temporary facilities and other major cost items that are not direct cost of actual work-in-place may be shown either as separate line items in the schedule of values or distributed as general overhead expense, at Contractor's option.
 6. Schedule Updating: Update and resubmit the schedule of values before the next Applications for Payment when Change Orders or Construction Change Directives result in a change in the Contract Sum.

1.5 APPLICATIONS FOR PAYMENT

- A. Each Application for Payment following the initial Application for Payment shall be consistent with previous applications and payments as certified by Engineer and paid for by Owner.
1. Initial Application for Payment, Application for Payment at time of Substantial Completion, and final Application for Payment involve additional requirements.
- B. Payment Application Times: The date for each progress payment is indicated in the Agreement between Owner and Contractor. The period of construction work covered by each Application for Payment is the period indicated in the Agreement.
- C. Application for Payment Forms: Use AIA Document G702 and AIA Document G703 as form for Applications for Payment.

- D. Application Preparation: Complete every entry on form. Notarize and execute by a person authorized to sign legal documents on behalf of Contractor. Engineer will return incomplete applications without action.
1. Entries shall match data on the schedule of values and Contractor's construction schedule. Use updated schedules if revisions were made.
 2. Include amounts for work completed following previous Application for Payment, whether or not payment has been received. Include only amounts for work completed at time of Application for Payment.
 3. Include amounts of Change Orders and Construction Change Directives approved before last day of construction period covered by application.
 4. Indicate separate amounts for work being carried out under Owner-requested project acceleration.
- E. Stored Materials: Include in Application for Payment amounts applied for materials or equipment purchased or fabricated and stored, but not yet installed. Differentiate between items stored on-site and items stored off-site.
1. Provide certificate of insurance, evidence of transfer of title to Owner, and consent of surety to payment, for stored materials.
 2. Provide supporting documentation that verifies amount requested, such as paid invoices. Match amount requested with amounts indicated on documentation; do not include overhead and profit on stored materials.
 3. Provide summary documentation for stored materials indicating the following:
 - a. Value of materials previously stored and remaining stored as of date of previous Applications for Payment.
 - b. Value of previously stored materials put in place after date of previous Application for Payment and on or before date of current Application for Payment.
 - c. Value of materials stored since date of previous Application for Payment and remaining stored as of date of current Application for Payment.
- F. Transmittal: Submit five signed and notarized original copies of each Application for Payment to Engineer by a method ensuring receipt. One copy shall include waivers of lien and similar attachments if required.
1. Transmit each copy with a transmittal form listing attachments and recording appropriate information about application.
- G. Waivers of Mechanic's Lien: With each Application for Payment, submit waivers of mechanic's lien from entities lawfully entitled to file a mechanic's lien arising out of the Contract and related to the Work covered by the payment.
1. Submit partial waivers on each item for amount requested in previous application, after deduction for retainage, on each item.
 2. When an application shows completion of an item, submit conditional final or full waivers.
 3. Owner reserves the right to designate which entities involved in the Work must submit waivers.
 4. Waiver Forms: Submit executed waivers of lien on forms acceptable to Owner.

- H. Initial Application for Payment: Administrative actions and submittals that must precede or coincide with submittal of first Application for Payment include the following:
 - 1. Schedule of values.
 - 2. Contractor's construction schedule (preliminary if not final).
 - 3. Submittal schedule (preliminary if not final).
 - 4. List of Contractor's staff assignments.
 - 5. Certificates of insurance and insurance policies.
 - 6. Performance and payment bonds.

- I. Application for Payment at Substantial Completion: After Engineer issues the Certificate of Substantial Completion, submit an Application for Payment showing 100 percent completion for portion of the Work claimed as substantially complete.
 - 1. Include documentation supporting claim that the Work is substantially complete and a statement showing an accounting of changes to the Contract Sum.
 - 2. This application shall reflect Certificate(s) of Substantial Completion issued previously for Owner occupancy of designated portions of the Work.

- J. Final Payment Application: After completing Project closeout requirements, submit final Application for Payment with releases and supporting documentation not previously submitted and accepted, including, but not limited, to the following:
 - 1. Evidence of completion of Project closeout requirements.
 - 2. Insurance certificates for products and completed operations where required and proof that taxes, fees, and similar obligations were paid.
 - 3. Updated final statement, accounting for final changes to the Contract Sum.
 - 4. AIA Document G706, "Contractor's Affidavit of Payment of Debts and Claims."
 - 5. AIA Document G706A, "Contractor's Affidavit of Release of Liens."
 - 6. AIA Document G707, "Consent of Surety to Final Payment."
 - 7. Evidence that claims have been settled.
 - 8. Final liquidated damages settlement statement.

PART 2 - PRODUCTS (Not Used)

PART 3 - EXECUTION (Not Used)

END OF SECTION 012900

SECTION 013100 - PROJECT MANAGEMENT AND COORDINATION

PART 1 - GENERAL

1.1 RELATED DOCUMENTS

- A. Drawings and general provisions of the Contract, including General and Supplementary Conditions and other Division 01 Specification Sections, apply to this Section.

1.2 SUMMARY

- A. Section includes administrative provisions for coordinating construction operations on Project including, but not limited to, the following:
 - 1. General coordination procedures.
 - 2. Requests for Information (RFIs).
 - 3. Project meetings.
- B. Each contractor shall participate in coordination requirements. Certain areas of responsibility are assigned to a specific contractor.
- C. Related Requirements:
 - 1. Section 013200 "Construction Progress Documentation" for preparing and submitting Contractor's construction schedule.
 - 2. Section 017300 "Execution" for procedures for coordinating general installation and field-engineering services, including establishment of benchmarks and control points.
 - 3. Section 017700 "Closeout Procedures" for coordinating closeout of the Contract.

1.3 DEFINITIONS

- A. RFI: Request from Owner, Project Manager, Engineer, or Contractor seeking information required by or clarifications of the Contract Documents.

1.4 INFORMATIONAL SUBMITTALS

- A. Subcontract List: Prepare a written summary identifying individuals or firms proposed for each portion of the Work, including those who are to furnish products or equipment fabricated to a special design. Include the following information in tabular form:
 - 1. Name, address, and telephone number of entity performing subcontract or supplying products.
 - 2. Number and title of related Specification Section(s) covered by subcontract.
 - 3. Drawing number and detail references, as appropriate, covered by subcontract.

- B. Key Personnel Names: Within 5 days of starting construction operations, submit a list of key personnel assignments, including superintendent and other personnel in attendance at Project site. Identify individuals and their duties and responsibilities; list addresses and telephone numbers, including home, office, and cellular telephone numbers and e-mail addresses. Provide names, addresses, and telephone numbers of individuals assigned as alternates in the absence of individuals assigned to Project.
 - 1. Post copies of list in project meeting room, in temporary field office, and by each temporary telephone. Keep list current at all times.

1.5 GENERAL COORDINATION PROCEDURES

- A. Coordination: Coordinate construction operations included in different Sections of the Specifications to ensure efficient and orderly installation of each part of the Work. Coordinate construction operations, included in different Sections, that depend on each other for proper installation, connection, and operation.
 - 1. Schedule construction operations in sequence required to obtain the best results where installation of one part of the Work depends on installation of other components, before or after its own installation.
 - 2. Coordinate installation of different components to ensure maximum performance and accessibility for required maintenance, service, and repair.
 - 3. Make adequate provisions to accommodate items scheduled for later installation.
- B. Prepare memoranda for distribution to each party involved, outlining special procedures required for coordination. Include such items as required notices, reports, and list of attendees at meetings.
 - 1. Prepare similar memoranda for Owner and separate contractors if coordination of their Work is required.
- C. Administrative Procedures: Coordinate scheduling and timing of required administrative procedures with other construction activities to avoid conflicts and to ensure orderly progress of the Work. Such administrative activities include, but are not limited to, the following:
 - 1. Preparation of Contractor's construction schedule.
 - 2. Preparation of the schedule of values.
 - 3. Delivery and processing of submittals.
 - 4. Progress meetings.
 - 5. Preinstallation conferences.
 - 6. Project closeout activities.
- D. Conservation: Coordinate construction activities to ensure that operations are carried out with consideration given to conservation of energy, water, and materials. Coordinate use of temporary utilities to minimize waste.

1.6 REQUESTS FOR INFORMATION (RFIs)

- A. General: Immediately on discovery of the need for additional information or interpretation of the Contract Documents, Contractor shall prepare and submit an RFI in the form specified.
1. Engineer will return RFIs submitted to Engineer by other entities controlled by Contractor with no response.
 2. Coordinate and submit RFIs in a prompt manner so as to avoid delays in Contractor's work or work of subcontractors.
- B. Content of the RFI: Include a detailed, legible description of item needing information or interpretation and the following:
1. Project name.
 2. Project number.
 3. Date.
 4. Name of Contractor.
 5. Name of Engineer.
 6. RFI number, numbered sequentially.
 7. RFI subject.
 8. Specification Section number and title and related paragraphs, as appropriate.
 9. Drawing number and detail references, as appropriate.
 10. Field dimensions and conditions, as appropriate.
 11. Contractor's suggested resolution. If Contractor's suggested resolution impacts the Contract Time or the Contract Sum, Contractor shall state impact in the RFI.
 12. Contractor's signature.
 13. Attachments: Include sketches, descriptions, measurements, photos, Product Data, Shop Drawings, coordination drawings, and other information necessary to fully describe items needing interpretation.
 - a. Include dimensions, thicknesses, structural grid references, and details of affected materials, assemblies, and attachments on attached sketches.
- C. RFI Forms: Software-generated form with substantially the same content as indicated above, acceptable to Engineer.
1. Attachments shall be electronic files in Adobe Acrobat PDF format.
- D. Engineer's Action: Engineer will review each RFI, determine action required, and respond. Allow seven working days for Engineer's response for each RFI. RFIs received by Engineer after 1:00 p.m. will be considered as received the following working day.
1. The following Contractor-generated RFIs will be returned without action:
 - a. Requests for approval of submittals.
 - b. Requests for approval of substitutions.
 - c. Requests for approval of Contractor's means and methods.
 - d. Requests for coordination information already indicated in the Contract Documents.

- e. Requests for adjustments in the Contract Time or the Contract Sum.
 - f. Requests for interpretation of Engineer's actions on submittals.
 - g. Incomplete RFIs or inaccurately prepared RFIs.
 2. Engineer's action may include a request for additional information, in which case Engineer's time for response will date from time of receipt of additional information.
 3. Engineer's action on RFIs that may result in a change to the Contract Time or the Contract Sum may be eligible for Contractor to submit Change Proposal according to Section 012600 "Contract Modification Procedures."
 - a. If Contractor believes the RFI response warrants change in the Contract Time or the Contract Sum, notify Engineer in writing within 5 days of receipt of the RFI response.
- E. RFI Log: Prepare, maintain, and submit a tabular log of RFIs organized by the RFI number. Submit log weekly. Include the following:
 1. Project name.
 2. Name and address of Contractor.
 3. Name and address of Engineer.
 4. RFI number including RFIs that were returned without action or withdrawn.
 5. RFI description.
 6. Date the RFI was submitted.
 7. Date Engineer's response was received.
- F. On receipt of Engineer's action, update the RFI log and immediately distribute the RFI response to affected parties. Review response and notify Engineer within five days if Contractor disagrees with response.
 1. Identification of related Minor Change in the Work, Construction Change Directive, and Proposal Request, as appropriate.

1.7 PROJECT MEETINGS

- A. General: Schedule and conduct meetings and conferences at Project site unless otherwise indicated.
 1. Attendees: Inform participants and others involved, and individuals whose presence is required, of date and time of each meeting. Notify Owner and Engineer of scheduled meeting dates and times.
 2. Agenda: Prepare the meeting agenda. Distribute the agenda to all invited attendees.
 3. Minutes: Entity responsible for conducting meeting will record significant discussions and agreements achieved. Distribute the meeting minutes to everyone concerned, including Owner, Project Manager, and Engineer, within three days of the meeting.
- B. Preconstruction Conference: Schedule and conduct a preconstruction conference before starting construction, at a time convenient to Owner and Engineer, but no later than 15 days after execution of the Agreement.

1. Conduct the conference to review responsibilities and personnel assignments.
 2. Attendees: Authorized representatives of Owner, Engineer, and their consultants; Contractor and its superintendent; major subcontractors; suppliers; and other concerned parties shall attend the conference. Participants at the conference shall be familiar with Project and authorized to conclude matters relating to the Work.
 3. Agenda: Discuss items of significance that could affect progress, including the following:
 - a. Critical work sequencing and long-lead items.
 - b. Submittal procedures.
 - c. Working hours.
 - d. Owner's occupancy requirements.
 - e. Responsibility for temporary facilities and controls.
 - f. Procedures for moisture and mold control.
 - g. Procedures for disruptions and shutdowns.
 - h. Construction waste management and recycling.
 - i. Parking availability.
 - j. Office, work, and storage areas.
 - k. Equipment deliveries and priorities.
 - l. First aid.
 - m. Security.
 - n. Progress cleaning.
 4. Minutes: Entity responsible for conducting meeting will record and distribute meeting minutes.
- C. Project Closeout Conference: Schedule and conduct a project closeout conference, at a time convenient to Owner and Engineer.
1. Conduct the conference to review requirements and responsibilities related to Project closeout.
 2. Attendees: Authorized representatives of Owner, Engineer, and their consultants; Contractor and its superintendent; major subcontractors; suppliers; and other concerned parties shall attend the meeting. Participants at the meeting shall be familiar with Project and authorized to conclude matters relating to the Work.
 3. Agenda: Discuss items of significance that could affect or delay Project closeout, including the following:
 - a. Preparation of record documents.
 - b. Procedures required prior to inspection for Substantial Completion and for final inspection for acceptance.
 - c. Submittal of written warranties.
 - d. Requirements for preparing operations and maintenance data.
 - e. Requirements for delivery of material samples, attic stock, and spare parts.
 - f. Requirements for demonstration and training.
 - g. Preparation of Contractor's punch list.
 - h. Procedures for processing Applications for Payment at Substantial Completion and for final payment.
 - i. Submittal procedures.
 - j. .
 4. Minutes: Entity conducting meeting will record and distribute meeting minutes.

- D. Progress Meetings: Conduct progress meetings at regular intervals.
1. Coordinate dates of meetings with preparation of payment requests.
 2. Attendees: In addition to representatives of Owner, Owner's Commissioning Authority, and Engineer, each contractor, subcontractor, supplier, and other entity concerned with current progress or involved in planning, coordination, or performance of future activities shall be represented at these meetings. All participants at the meeting shall be familiar with Project and authorized to conclude matters relating to the Work.
 3. Agenda: Review and correct or approve minutes of previous progress meeting. Review other items of significance that could affect progress. Include topics for discussion as appropriate to status of Project.
 - a. Contractor's Construction Schedule: Review progress since the last meeting. Determine whether each activity is on time, ahead of schedule, or behind schedule, in relation to Contractor's construction schedule. Determine how construction behind schedule will be expedited; secure commitments from parties involved to do so. Discuss whether schedule revisions are required to ensure that current and subsequent activities will be completed within the Contract Time.
 - 1) Review schedule for next period.
 - b. Review present and future needs of each entity present, including the following:
 - 1) Interface requirements.
 - 2) Sequence of operations.
 - 3) Status of submittals.
 - 4) Deliveries.
 - 5) Access.
 - 6) Site utilization.
 - 7) Temporary facilities and controls.
 - 8) Progress cleaning.
 - 9) Quality and work standards.
 - 10) Status of correction of deficient items.
 - 11) Field observations.
 - 12) Status of RFIs.
 - 13) Status of proposal requests.
 - 14) Pending changes.
 - 15) Status of Change Orders.
 - 16) Pending claims and disputes.
 - 17) Documentation of information for payment requests.
 4. Minutes: Entity responsible for conducting the meeting will record and distribute the meeting minutes to each party present and to parties requiring information.
 - a. Schedule Updating: Revise Contractor's construction schedule after each progress meeting where revisions to the schedule have been made or recognized. Issue revised schedule concurrently with the report of each meeting.

University of South Carolina
Caroliniana Library Fire Alarm Upgrades

Columbia, South Carolina 29208
Project Number H27-I851

Land Engineering Associates, LLC
262 Sandhurst Road, Suite 101
Columbia, South Carolina

PART 2 - PRODUCTS (Not Used)

PART 3 - EXECUTION (Not Used)

END OF SECTION 013100

SECTION 013200 - CONSTRUCTION PROGRESS DOCUMENTATION

PART 1 - GENERAL

1.1 RELATED DOCUMENTS

- A. Drawings and general provisions of the Contract, including General and Supplementary Conditions and other Division 01 Specification Sections, apply to this Section.

1.2 SUMMARY

- A. Section includes administrative and procedural requirements for documenting the progress of construction during performance of the Work, including the following:
 - 1. Contractor's construction schedule.
- B. Related Requirements:
 - 1. Section 013300 "Submittal Procedures" for submitting schedules and reports.
 - 2. Section 014000 "Quality Requirements" for submitting a schedule of tests and inspections.

1.3 DEFINITIONS

- A. Activity: A discrete part of a project that can be identified for planning, scheduling, monitoring, and controlling the construction project. Activities included in a construction schedule consume time and resources.
 - 1. Critical Activity: An activity on the critical path that must start and finish on the planned early start and finish times.
 - 2. Predecessor Activity: An activity that precedes another activity in the network.
 - 3. Successor Activity: An activity that follows another activity in the network.
- B. Cost Loading: The allocation of the schedule of values for the completion of an activity as scheduled. The sum of costs for all activities must equal the total Contract Sum unless otherwise approved by Engineer.
- C. CPM: Critical path method, which is a method of planning and scheduling a construction project where activities are arranged based on activity relationships. Network calculations determine when activities can be performed and the critical path of Project.
- D. Event: The starting or ending point of an activity.

1.4 INFORMATIONAL SUBMITTALS

- A. Format for Submittals: Submit required submittals in the following format:

1. Working electronic copy of schedule file, where indicated.
 2. PDF electronic file.
 3. Two paper copies.
- B. Contractor's Construction Schedule: Initial schedule, of size required to display entire schedule for entire construction period.
1. Submit a working electronic copy of schedule, using software indicated, and labeled to comply with requirements for submittals. Include type of schedule (initial or updated) and date on label.

1.5 COORDINATION

- A. Coordinate preparation and processing of schedules and reports with performance of construction activities and with scheduling and reporting of separate contractors.
- B. Coordinate Contractor's construction schedule with the schedule of values, submittal schedule, progress reports, payment requests, and other required schedules and reports.
1. Secure time commitments for performing critical elements of the Work from entities involved.
 2. Coordinate each construction activity in the network with other activities and schedule them in proper sequence.

PART 2 - PRODUCTS

2.1 CONTRACTOR'S CONSTRUCTION SCHEDULE, GENERAL

- A. Time Frame: Extend schedule from date established for the Notice of Award to date of final completion.
1. Contract completion date shall not be changed by submission of a schedule that shows an early completion date, unless specifically authorized by Change Order.
- B. Activities: Treat each story or separate area as a separate numbered activity for each main element of the Work. Comply with the following:
1. Activity Duration: Define activities so no activity is longer than 20 days, unless specifically allowed by Engineer.
 2. Procurement Activities: Include procurement process activities for the following long lead items and major items, requiring a cycle of more than 60 days, as separate activities in schedule. Procurement cycle activities include, but are not limited to, submittals, approvals, purchasing, fabrication, and delivery.
 3. Submittal Review Time: Include review and resubmittal times indicated in Section 013300 "Submittal Procedures" in schedule. Coordinate submittal review times in Contractor's construction schedule with submittal schedule.

4. Substantial Completion: Indicate completion in advance of date established for Substantial Completion, and allow time for Engineer's administrative procedures necessary for certification of Substantial Completion.
 5. Punch List and Final Completion: Include not more than 5 days for completion of punch list items and final completion.
- C. Constraints: Include constraints and work restrictions indicated in the Contract Documents and as follows in schedule, and show how the sequence of the Work is affected.
1. Products Ordered in Advance: Include a separate activity for each product. Include delivery date indicated in Section 011000 "Summary." Delivery dates indicated stipulate the earliest possible delivery date.
- D. Milestones: Include milestones indicated in the Contract Documents in schedule, including, but not limited to, the Notice to Proceed, Substantial Completion, and final completion.
- E. Upcoming Work Summary: Prepare summary report indicating activities scheduled to occur or commence prior to submittal of next schedule update. Summarize the following issues:
1. Unresolved issues.
 2. Unanswered Requests for Information.
 3. Rejected or unreturned submittals.
 4. Notations on returned submittals.
 5. Pending modifications affecting the Work and Contract Time.
- F. Recovery Schedule: When periodic update indicates the Work is 5 or more calendar days behind the current approved schedule, submit a separate recovery schedule indicating means by which Contractor intends to regain compliance with the schedule. Indicate changes to working hours, working days, crew sizes, and equipment required to achieve compliance, and date by which recovery will be accomplished.

2.2 CONTRACTOR'S CONSTRUCTION SCHEDULE (GANTT CHART)

- A. Gantt-Chart Schedule: Submit a comprehensive, fully developed, horizontal, Gantt-chart-type, Contractor's construction schedule within 10 days of date established for the Notice of Award. Base schedule on the startup construction schedule and additional information received since the start of Project.
- B. Preparation: Indicate each significant construction activity separately. Identify first workday of each week with a continuous vertical line.

PART 3 - EXECUTION

3.1 CONTRACTOR'S CONSTRUCTION SCHEDULE

- A. Contractor's Construction Schedule Updating: At reasonable intervals, update schedule to reflect actual construction progress and activities. Issue schedule one day before each regularly scheduled progress meeting.

1. Revise schedule immediately after each meeting or other activity where revisions have been recognized or made. Issue updated schedule concurrently with the report of each such meeting.
 2. Include a report with updated schedule that indicates every change, including, but not limited to, changes in logic, durations, actual starts and finishes, and activity durations.
 3. As the Work progresses, indicate final completion percentage for each activity.
- B. Distribution: Distribute copies of approved schedule to Engineer Owner, separate contractors, testing and inspecting agencies, and other parties identified by Contractor with a need-to-know schedule responsibility.
1. Post copies in Project meeting rooms and temporary field offices.
 2. When revisions are made, distribute updated schedules to the same parties and post in the same locations. Delete parties from distribution when they have completed their assigned portion of the Work and are no longer involved in performance of construction activities.

END OF SECTION 013200

SECTION 013233 - PHOTOGRAPHIC DOCUMENTATION

PART 1 - GENERAL

1.1 RELATED DOCUMENTS

- A. Drawings and general provisions of the Contract, including General and Supplementary Conditions and other Division 01 Specification Sections, apply to this Section.

1.2 SUMMARY

- A. Section includes administrative and procedural requirements for the following:
 - 1. Periodic construction photographs.
- B. Related Requirements:
 - 1. Section 013300 "Submittal Procedures" for submitting photographic documentation.

1.3 INFORMATIONAL SUBMITTALS

- A. Digital Photographs: Submit image files within two days of taking photographs.
 - 1. Digital Camera: Minimum sensor resolution of 8 megapixels.
 - 2. Format: Minimum 3200 by 2400 pixels, in unaltered original files, with same aspect ratio as the sensor, uncropped, date and time stamped, in folder named by date of photograph, accompanied by key plan file.
 - 3. Identification: Provide the following information with each image description in file metadata tag:
 - a. Unique sequential identifier keyed to accompanying key plan.

PART 2 - PRODUCTS

2.1 PHOTOGRAPHIC MEDIA

- A. Digital Images: Provide images in JPG format, produced by a digital camera with minimum sensor size of 8 megapixels, and at an image resolution of not less than 3200 by 2400 pixels.

PART 3 - EXECUTION

3.1 CONSTRUCTION PHOTOGRAPHS

- A. General: Take photographs using the maximum range of depth of field, and that are in focus, to clearly show the Work. Photographs with blurry or out-of-focus areas will not be accepted.
- B. Digital Images: Submit digital images exactly as originally recorded in the digital camera, without alteration, manipulation, editing, or modifications using image-editing software.
 - 1. Date and Time: Include date and time in file name for each image.
- C. Periodic Construction Photographs: Take photographs as needed to demonstrate issues which may be encountered during construction. Select vantage points to clearly show status of construction and progress.
- D. Additional Photographs: Engineer may request photographs in addition to periodic photographs specified.
 - 1. In emergency situations, take additional photographs within 24 hours of request.
 - 2. Circumstances that could require additional photographs include, but are not limited to, the following:
 - a. Immediate follow-up when on-site events result in construction damage or losses.

END OF SECTION 013233

SECTION 013300 - SUBMITTAL PROCEDURES

PART 1 - GENERAL

1.1 RELATED DOCUMENTS

- A. Drawings and general provisions of the Contract, including General and Supplementary Conditions and other Division 01 Specification Sections, apply to this Section.

1.2 SUMMARY

- A. Section includes requirements for the submittal schedule and administrative and procedural requirements for submitting Shop Drawings, Product Data, Samples, and other submittals.
- B. Related Requirements:
 - 1. Section 012900 "Payment Procedures" for submitting Applications for Payment and the schedule of values.
 - 2. Section 013200 "Construction Progress Documentation" for submitting schedules and reports, including Contractor's construction schedule.
 - 3. Section 017823 "Operation and Maintenance Data" for submitting operation and maintenance manuals.
 - 4. Section 017839 "Project Record Documents" for submitting record Drawings, record Specifications, and record Product Data.

1.3 DEFINITIONS

- A. Action Submittals: Written and graphic information and physical samples that require Engineer's responsive action. Action submittals are those submittals indicated in individual Specification Sections as "action submittals."
- B. Informational Submittals: Written and graphic information and physical samples that do not require Engineer's responsive action. Submittals may be rejected for not complying with requirements. Informational submittals are those submittals indicated in individual Specification Sections as "informational submittals."
- C. Portable Document Format (PDF): An open standard file format licensed by Adobe Systems used for representing documents in a device-independent and display resolution-independent fixed-layout document format.

1.4 ACTION SUBMITTALS

- A. Submittal Schedule: Submit a schedule of submittals, arranged in chronological order by dates required by construction schedule. Include time required for review, ordering,

manufacturing, fabrication, and delivery when establishing dates. Include additional time required for making corrections or revisions to submittals noted by Engineer and additional time for handling and reviewing submittals required by those corrections.

1. Coordinate submittal schedule with list of subcontracts, the schedule of values, and Contractor's construction schedule.
2. Initial Submittal: Submit concurrently with startup construction schedule. Include submittals required during construction. List those submittals required to maintain orderly progress of the Work and those required early because of long lead time for manufacture or fabrication.
3. Final Submittal: Submit concurrently with the first complete submittal of Contractor's construction schedule.
 - a. Submit revised submittal schedule to reflect changes in current status and timing for submittals.
4. Format: Arrange the following information in a tabular format:
 - a. Scheduled date for first submittal.
 - b. Specification Section number and title.
 - c. Submittal category: Action; informational.
 - d. Name of subcontractor.
 - e. Description of the Work covered.
 - f. Scheduled date for Engineer's final release or approval.
 - g. Scheduled date of fabrication.

1.5 SUBMITTAL ADMINISTRATIVE REQUIREMENTS

- A. Engineer's Digital Data Files: Electronic digital data files of the Contract Drawings will not be provided by Engineer for Contractor's use in preparing submittals.
- B. Coordination: Coordinate preparation and processing of submittals with performance of construction activities.
 1. Coordinate each submittal with fabrication, purchasing, testing, delivery, other submittals, and related activities that require sequential activity.
 2. Submit all submittal items required for each Specification Section concurrently unless partial submittals for portions of the Work are indicated on approved submittal schedule.
 3. Submit action submittals and informational submittals required by the same Specification Section as separate packages under separate transmittals.
 4. Coordinate transmittal of different types of submittals for related parts of the Work so processing will not be delayed because of need to review submittals concurrently for coordination.
 - a. Engineer reserves the right to withhold action on a submittal requiring coordination with other submittals until related submittals are received.
- C. Processing Time: Allow time for submittal review, including time for resubmittals, as follows. Time for review shall commence on Engineer's receipt of submittal. No extension

of the Contract Time will be authorized because of failure to transmit submittals enough in advance of the Work to permit processing, including resubmittals.

1. Initial Review: Allow 10 days for initial review of each submittal. Allow additional time if coordination with subsequent submittals is required. Engineer will advise Contractor when a submittal being processed must be delayed for coordination.
 2. Intermediate Review: If intermediate submittal is necessary, process it in same manner as initial submittal.
 3. Resubmittal Review: Allow 5 days for review of each resubmittal.
- D. Electronic Submittals: Electronic submittals are only allowed for submittals no larger than 11 x 17 and in black and white. Identify and incorporate information in each electronic submittal file as follows:
1. Assemble complete submittal package into a single indexed file incorporating submittal requirements of a single Specification Section and transmittal form with links enabling navigation to each item.
 2. Name file with submittal number or other unique identifier, including revision identifier.
 - a. File name shall use project identifier and Specification Section number followed by a decimal point and then a sequential number (e.g., LNHS-061000.01). Resubmittals shall include an alphabetic suffix after another decimal point (e.g., LNHS-061000.01.A).
 3. Provide means for insertion to permanently record Contractor's review and approval markings and action taken by Engineer.
 4. Transmittal Form for Electronic Submittals: Use electronic form acceptable to Owner, containing the following information:
 - a. Project name.
 - b. Date.
 - c. Name and address of Engineer.
 - d. Name of Contractor.
 - e. Name of firm or entity that prepared submittal.
 - f. Names of subcontractor, manufacturer, and supplier.
 - g. Category and type of submittal.
 - h. Submittal purpose and description.
 - i. Specification Section number and title.
 - j. Specification paragraph number or drawing designation and generic name for each of multiple items.
 - k. Drawing number and detail references, as appropriate.
 - l. Location(s) where product is to be installed, as appropriate.
 - m. Related physical samples submitted directly.
 - n. Indication of full or partial submittal.
 - o. Transmittal number, numbered consecutively.
 - p. Submittal and transmittal distribution record.
 - q. Other necessary identification.
 - r. Remarks.
 5. Metadata: Include the following information as keywords in the electronic submittal file metadata:

- a. Project name.
 - b. Number and title of appropriate Specification Section.
 - c. Manufacturer name.
 - d. Product name.
- E. Options: Identify options requiring selection by Engineer.
- F. Deviations and Additional Information: On an attached separate sheet, prepared on Contractor's letterhead, record relevant information, requests for data, revisions other than those requested by Engineer on previous submittals, and deviations from requirements in the Contract Documents, including minor variations and limitations. Include same identification information as related submittal.
- G. Resubmittals: Make resubmittals in same form and number of copies as initial submittal.
1. Note date and content of previous submittal.
 2. Note date and content of revision in label or title block and clearly indicate extent of revision.
 3. Resubmit submittals until they are marked with approval notation from Engineer's action stamp.
- H. Distribution: Furnish copies of final submittals to manufacturers, subcontractors, suppliers, fabricators, installers, authorities having jurisdiction, and others as necessary for performance of construction activities. Show distribution on transmittal forms.
- I. Use for Construction: Retain complete copies of submittals on Project site. Use only final action submittals that are marked with approval notation from Engineer's action stamp.

PART 2 - PRODUCTS

2.1 SUBMITTAL PROCEDURES

- A. General Submittal Procedure Requirements: Prepare and submit submittals required by individual Specification Sections. Types of submittals are indicated in individual Specification Sections.
1. Submit electronic submittals via email as PDF electronic files.
 - a. Engineer will return annotated file. Annotate and retain one copy of file as an electronic Project record document file.
 2. Action Submittals: Submit four paper copies of each submittal unless otherwise indicated. Engineer will return three copies.
 3. Informational Submittals: Submit two paper copies of each submittal unless otherwise indicated. Engineer will not return copies.
 4. Certificates and Certifications Submittals: Provide a statement that includes signature of entity responsible for preparing certification. Certificates and certifications shall be signed by an officer or other individual authorized to sign documents on behalf of that entity.

- a. Provide a digital signature with digital certificate on electronically submitted certificates and certifications where indicated.
 - b. Provide a notarized statement on original paper copy certificates and certifications where indicated.
- B. Product Data: Collect information into a single submittal for each element of construction and type of product or equipment.
 1. If information must be specially prepared for submittal because standard published data are not suitable for use, submit as Shop Drawings, not as Product Data.
 2. Mark each copy of each submittal to show which products and options are applicable.
 3. Include the following information, as applicable:
 - a. Manufacturer's catalog cuts.
 - b. Statement of compliance with specified referenced standards.
 4. Submit Product Data before or concurrent with Samples.
 5. Submit Product Data in the following format:
 - a. PDF electronic file.
 - b. Four paper copies of Product Data unless otherwise indicated. Engineer will return three copies.
- C. Samples: Submit Samples for review of kind, color, pattern, and texture for a check of these characteristics with other elements and for a comparison of these characteristics between submittal and actual component as delivered and installed.
 1. Transmit Samples that contain multiple, related components such as accessories together in one submittal package.
 2. Identification: Attach label on unexposed side of Samples that includes the following:
 - a. Generic description of Sample.
 - b. Product name and name of manufacturer.
 - c. Sample source.
 - d. Number and title of applicable Specification Section.
 - e. Specification paragraph number and generic name of each item.
 3. Disposition: Maintain sets of approved Samples at Project site, available for quality-control comparisons throughout the course of construction activity. Sample sets may be used to determine final acceptance of construction associated with each set.
 - a. Samples not incorporated into the Work, or otherwise designated as Owner's property, are the property of Contractor.
 4. Samples for Verification: Submit full-size units or Samples of size indicated, prepared from same material to be used for the Work, cured and finished in manner specified, and physically identical with material or product proposed for use, and that show full range of color and texture variations expected. Samples include, but are not limited to, the following: partial sections of manufactured or fabricated components; small cuts or containers of materials; complete units of repetitively

used materials; swatches showing color, texture, and pattern; color range sets; and components used for independent testing and inspection.

- a. Number of Samples: Submit four sets of Samples. Engineer will retain one Sample sets; remainder will be returned.
 - 1) Submit a single Sample where assembly details, workmanship, fabrication techniques, connections, operation, and other similar characteristics are to be demonstrated.
 - 2) If variation in color, pattern, texture, or other characteristic is inherent in material or product represented by a Sample, submit at least three sets of paired units that show approximate limits of variations.
- D. Contractor's Construction Schedule: Comply with requirements specified in Section 013200 "Construction Progress Documentation."
- E. Application for Payment and Schedule of Values: Comply with requirements specified in Section 012900 "Payment Procedures."
- F. Closeout Submittals and Maintenance Material Submittals: Comply with requirements specified in Section 017700 "Closeout Procedures."
- G. Maintenance Data: Comply with requirements specified in Section 017823 "Operation and Maintenance Data."

PART 3 - EXECUTION

3.1 CONTRACTOR'S REVIEW

- A. Action and Informational Submittals: Review each submittal and check for coordination with other Work of the Contract and for compliance with the Contract Documents. Note corrections and field dimensions. Mark with approval stamp before submitting to Engineer.
- B. Project Closeout and Maintenance Material Submittals: See requirements in Section 017700 "Closeout Procedures."
- C. Approval Stamp: Stamp each submittal with a uniform, approval stamp. Include Project name and location, submittal number, Specification Section title and number, name of reviewer, date of Contractor's approval, and statement certifying that submittal has been reviewed, checked, and approved for compliance with the Contract Documents.

3.2 ARCHITECT'S ACTION

- A. Action Submittals: Engineer will review each submittal, make marks to indicate corrections or revisions required, and return it. Engineer will stamp each submittal with an action stamp and will mark stamp appropriately to indicate action.
- B. Informational Submittals: Engineer will review each submittal and will not return it, or will return it if it does not comply with requirements. Engineer will forward each submittal to appropriate party.

- C. Partial submittals prepared for a portion of the Work will be reviewed when use of partial submittals has received prior approval from Engineer.
- D. Incomplete submittals are unacceptable, will be considered nonresponsive, and will be returned for resubmittal without review.
- E. Submittals not required by the Contract Documents may be returned by the Engineer without action.

END OF SECTION 013300

SECTION 014000 - QUALITY REQUIREMENTS

PART 1 - GENERAL

1.1 RELATED DOCUMENTS

- A. Drawings and general provisions of the Contract, including General and Supplementary Conditions and other Division 01 Specification Sections, apply to this Section.

1.2 SUMMARY

- A. Section includes administrative and procedural requirements for quality assurance and quality control.

1.3 DEFINITIONS

- A. Quality-Assurance Services: Activities, actions, and procedures performed before and during execution of the Work to guard against defects and deficiencies and substantiate that proposed construction will comply with requirements.
- B. Quality-Control Services: Tests, inspections, procedures, and related actions during and after execution of the Work to evaluate that actual products incorporated into the Work and completed construction comply with requirements. Services do not include contract enforcement activities performed by Engineer.

1.4 CONFLICTING REQUIREMENTS

- A. Referenced Standards: If compliance with two or more standards is specified and the standards establish different or conflicting requirements for minimum quantities or quality levels, comply with the most stringent requirement. Refer conflicting requirements that are different, but apparently equal, to Engineer for a decision before proceeding.
- B. Minimum Quantity or Quality Levels: The quantity or quality level shown or specified shall be the minimum provided or performed. The actual installation may comply exactly with the minimum quantity or quality specified, or it may exceed the minimum within reasonable limits. To comply with these requirements, indicated numeric values are minimum or maximum, as appropriate, for the context of requirements. Refer uncertainties to Engineer for a decision before proceeding.

1.5 REPORTS AND DOCUMENTS

- A. Permits, Licenses, and Certificates: For Owner's records, submit copies of permits, licenses, certifications, inspection reports, releases, jurisdictional settlements, notices, receipts for fee payments, judgments, correspondence, records, and similar documents, established for compliance with standards and regulations bearing on performance of the Work.

1.6 QUALITY ASSURANCE

- A. General: Qualifications paragraphs in this article establish the minimum qualification levels required; individual Specification Sections specify additional requirements.
- B. Manufacturer Qualifications: A firm experienced in manufacturing products or systems similar to those indicated for this Project and with a record of successful in-service performance, as well as sufficient production capacity to produce required units.
- C. Fabricator Qualifications: A firm experienced in producing products similar to those indicated for this Project and with a record of successful in-service performance, as well as sufficient production capacity to produce required units.
- D. Installer Qualifications: A firm or individual experienced in installing, erecting, or assembling work similar in material, design, and extent to that indicated for this Project, whose work has resulted in construction with a record of successful in-service performance.

PART 2 - PRODUCTS (Not Used)

PART 3 - EXECUTION

3.1 TEST AND INSPECTION LOG

- A. Test and Inspection Log: Prepare a record of tests and inspections. Include the following:
 - 1. Date test or inspection was conducted.
 - 2. Description of the Work tested or inspected.
 - 3. Date test or inspection results were transmitted to Engineer.
 - 4. Identification of testing agency or special inspector conducting test or inspection.
- B. Maintain log at Project site. Post changes and revisions as they occur. Provide access to test and inspection log for Engineer's, Commissioning Authority's, reference during normal working hours.

3.2 REPAIR AND PROTECTION

- A. General: On completion of testing, inspecting, sample taking, and similar services, repair damaged construction and restore substrates and finishes.
 - 1. Provide materials and comply with installation requirements specified in other Specification Sections or matching existing substrates and finishes. Restore patched areas and extend restoration into adjoining areas with durable seams that are as invisible as possible. Comply with the Contract Document requirements for cutting and patching in Section 017300 "Execution."

University of South Carolina
Caroliniana Library Fire Alarm Upgrades

Land Engineering Associates, LLC
262 Sandhurst Road, Suite 101
Columbia, South Carolina

Columbia, South Carolina 29208
Project Number H27-I851

- B. Protect construction exposed by or for quality-control service activities.
- C. Repair and protection are Contractor's responsibility, regardless of the assignment of responsibility for quality-control services.

END OF SECTION 014000

SECTION 014200 - REFERENCES

PART 1 - GENERAL

1.1 RELATED DOCUMENTS

- A. Drawings and general provisions of the Contract, including General and Supplementary Conditions and other Division 01 Specification Sections, apply to this Section.

1.2 DEFINITIONS

- A. General: Basic Contract definitions are included in the Conditions of the Contract.
- B. "Approved": When used to convey Architect's action on Contractor's submittals, applications, and requests, "approved" is limited to Architect's duties and responsibilities as stated in the Conditions of the Contract.
- C. "Directed": A command or instruction by Architect. Other terms including "requested," "authorized," "selected," "required," and "permitted" have the same meaning as "directed."
- D. "Indicated": Requirements expressed by graphic representations or in written form on Drawings, in Specifications, and in other Contract Documents. Other terms including "shown," "noted," "scheduled," and "specified" have the same meaning as "indicated."
- E. "Regulations": Laws, ordinances, statutes, and lawful orders issued by authorities having jurisdiction, and rules, conventions, and agreements within the construction industry that control performance of the Work.
- F. "Furnish": Supply and deliver to Project site, ready for unloading, unpacking, assembly, installation, and similar operations.
- G. "Install": Unload, temporarily store, unpack, assemble, erect, place, anchor, apply, work to dimension, finish, cure, protect, clean, and similar operations at Project site.
- H. "Provide": Furnish and install, complete and ready for the intended use.
- I. "Project Site": Space available for performing construction activities. The extent of Project site is shown on Drawings and may or may not be identical with the description of the land on which Project is to be built.

1.3 INDUSTRY STANDARDS

- A. Applicability of Standards: Unless the Contract Documents include more stringent requirements, applicable construction industry standards have the same force and effect as

if bound or copied directly into the Contract Documents to the extent referenced. Such standards are made a part of the Contract Documents by reference.

- B. Publication Dates: Comply with standards in effect as of date of the Contract Documents unless otherwise indicated.
- C. Copies of Standards: Each entity engaged in construction on Project should be familiar with industry standards applicable to its construction activity. Copies of applicable standards are not bound with the Contract Documents.

1.4 ABBREVIATIONS AND ACRONYMS

- A. Industry Organizations: Where abbreviations and acronyms are used in Specifications or other Contract Documents, they shall mean the recognized name of the entities in the following list. This information is subject to change and is believed to be accurate as of the date of the Contract Documents.
 - 1. AABC - Associated Air Balance Council; www.aabc.com.
 - 2. AAMA - American Architectural Manufacturers Association; www.aamanet.org.
 - 3. AAPFCO - Association of American Plant Food Control Officials; www.aapfco.org.
 - 4. AASHTO - American Association of State Highway and Transportation Officials; www.transportation.org.
 - 5. AATCC - American Association of Textile Chemists and Colorists; www.aatcc.org.
 - 6. ABMA - American Bearing Manufacturers Association; www.americanbearings.org.
 - 7. ACI - American Concrete Institute; (Formerly: ACI International); www.concrete.org.
 - 8. ACPA - American Concrete Pipe Association; www.concrete-pipe.org.
 - 9. AEIC - Association of Edison Illuminating Companies, Inc. (The); www.aeic.org.
 - 10. AF&PA - American Forest & Paper Association; www.afandpa.org.
 - 11. AGA - American Gas Association; www.aga.org.
 - 12. AHAM - Association of Home Appliance Manufacturers; www.aham.org.
 - 13. AHRI - Air-Conditioning, Heating, and Refrigeration Institute (The); www.ahrinet.org.
 - 14. AI - Asphalt Institute; www.asphaltinstitute.org.
 - 15. AIA - American Institute of Architects (The); www.aia.org.
 - 16. AISC - American Institute of Steel Construction; www.aisc.org.
 - 17. AISI - American Iron and Steel Institute; www.steel.org.
 - 18. AITC - American Institute of Timber Construction; www.aitc-glulam.org.
 - 19. AMCA - Air Movement and Control Association International, Inc.; www.amca.org.
 - 20. ANSI - American National Standards Institute; www.ansi.org.
 - 21. AOSA - Association of Official Seed Analysts, Inc.; www.aosaseed.com.
 - 22. APA - APA - The Engineered Wood Association; www.apawood.org.
 - 23. APA - Architectural Precast Association; www.archprecast.org.
 - 24. API - American Petroleum Institute; www.api.org.
 - 25. ARI - Air-Conditioning & Refrigeration Institute; (See AHRI).
 - 26. ARI - American Refrigeration Institute; (See AHRI).
 - 27. ARMA - Asphalt Roofing Manufacturers Association; www.asphaltroofing.org.
 - 28. ASCE - American Society of Civil Engineers; www.asce.org.
 - 29. ASCE/SEI - American Society of Civil Engineers/Structural Engineering Institute; (See ASCE).
 - 30. ASHRAE - American Society of Heating, Refrigerating and Air-Conditioning Engineers; www.ashrae.org.

31. ASME - ASME International; (American Society of Mechanical Engineers); www.asme.org.
32. ASSE - American Society of Safety Engineers (The); www.asse.org.
33. ASSE - American Society of Sanitary Engineering; www.asse-plumbing.org.
34. ASTM - ASTM International; (American Society for Testing and Materials International); www.astm.org.
35. ATIS - Alliance for Telecommunications Industry Solutions; www.atis.org.
36. AWEA - American Wind Energy Association; www.awea.org.
37. AWI - Architectural Woodwork Institute; www.awinet.org.
38. AWMAC - Architectural Woodwork Manufacturers Association of Canada; www.awmac.com.
39. AWPA - American Wood Protection Association; (Formerly: American Wood-Preservers' Association); www.awpa.com.
40. AWS - American Welding Society; www.aws.org.
41. AWWA - American Water Works Association; www.awwa.org.
42. BHMA - Builders Hardware Manufacturers Association; www.buildershardware.com.
43. BIA - Brick Industry Association (The); www.gobrick.com.
44. BICSI - BICSI, Inc.; www.bicsi.org.
45. BIFMA - BIFMA International; (Business and Institutional Furniture Manufacturer's Association); www.bifma.com.
46. BISSC - Baking Industry Sanitation Standards Committee; www.bissc.org.
47. BOCA - BOCA; (Building Officials and Code Administrators International Inc.); (See ICC).
48. BWF - Badminton World Federation; (Formerly: International Badminton Federation); www.bwfbadminton.org.
49. CDA - Copper Development Association; www.copper.org.
50. CEA - Canadian Electricity Association; www.electricity.ca.
51. CEA - Consumer Electronics Association; www.ce.org.
52. CFFA - Chemical Fabrics & Film Association, Inc.; www.chemicalfabricsandfilm.com.
53. CFSEI - Cold-Formed Steel Engineers Institute; www.cfsei.org.
54. CGA - Compressed Gas Association; www.cganet.com.
55. CIMA - Cellulose Insulation Manufacturers Association; www.cellulose.org.
56. CISCA - Ceilings & Interior Systems Construction Association; www.cisca.org.
57. CISPI - Cast Iron Soil Pipe Institute; www.cispi.org.
58. CLFMI - Chain Link Fence Manufacturers Institute; www.chainlinkinfo.org.
59. CPA - Composite Panel Association; www.pbmdf.com.
60. CRI - Carpet and Rug Institute (The); www.carpet-rug.org.
61. CRRC - Cool Roof Rating Council; www.coolroofs.org.
62. CRSI - Concrete Reinforcing Steel Institute; www.crsi.org.
63. CSA - Canadian Standards Association; www.csa.ca.
64. CSA - CSA International; (Formerly: IAS - International Approval Services); www.csa-international.org.
65. CSI - Construction Specifications Institute (The); www.csinet.org.
66. CSSB - Cedar Shake & Shingle Bureau; www.cedarbureau.org.
67. CTI - Cooling Technology Institute; (Formerly: Cooling Tower Institute); www.cti.org.
68. CWC - Composite Wood Council; (See CPA).
69. DASMA - Door and Access Systems Manufacturers Association; www.dasma.com.
70. DHI - Door and Hardware Institute; www.dhi.org.
71. ECA - Electronic Components Association; www.ec-central.org.
72. ECAMA - Electronic Components Assemblies & Materials Association; (See ECA).
73. EIA - Electronic Industries Alliance; (See TIA).
74. EIMA - EIFS Industry Members Association; www.eima.com.

75. EJMA - Expansion Joint Manufacturers Association, Inc.; www.ejma.org.
76. ESD - ESD Association; (Electrostatic Discharge Association); www.esda.org.
77. ESTA - Entertainment Services and Technology Association; (See PLASA).
78. EVO - Efficiency Valuation Organization; www.evo-world.org.
79. FIBA - Federation Internationale de Basketball; (The International Basketball Federation); www.fiba.com.
80. FIVB - Federation Internationale de Volleyball; (The International Volleyball Federation); www.fivb.org.
81. FM Approvals - FM Approvals LLC; www.fmglobal.com.
82. FM Global - FM Global; (Formerly: FMG - FM Global); www.fmglobal.com.
83. FRSA - Florida Roofing, Sheet Metal & Air Conditioning Contractors Association, Inc.; www.floridarroof.com.
84. FSA - Fluid Sealing Association; www.fluidsealing.com.
85. FSC - Forest Stewardship Council U.S.; www.fscus.org.
86. GA - Gypsum Association; www.gypsum.org.
87. GANA - Glass Association of North America; www.glasswebsite.com.
88. GS - Green Seal; www.greenseal.org.
89. HI - Hydraulic Institute; www.pumps.org.
90. HI/GAMA - Hydronics Institute/Gas Appliance Manufacturers Association; (See AHRI).
91. HMMA - Hollow Metal Manufacturers Association; (See NAAMM).
92. HPVA - Hardwood Plywood & Veneer Association; www.hpva.org.
93. HPW - H. P. White Laboratory, Inc.; www.hpwhite.com.
94. IAPSC - International Association of Professional Security Consultants; www.iapsc.org.
95. IAS - International Approval Services; (See CSA).
96. ICBO - International Conference of Building Officials; (See ICC).
97. ICC - International Code Council; www.iccsafe.org.
98. ICEA - Insulated Cable Engineers Association, Inc.; www.icea.net.
99. ICPA - International Cast Polymer Alliance; www.icpa-hq.org.
100. ICRI - International Concrete Repair Institute, Inc.; www.icri.org.
101. IEC - International Electrotechnical Commission; www.iec.ch.
102. IEEE - Institute of Electrical and Electronics Engineers, Inc. (The); www.ieee.org.
103. IES - Illuminating Engineering Society; (Formerly: Illuminating Engineering Society of North America); www.ies.org.
104. IESNA - Illuminating Engineering Society of North America; (See IES).
105. IEST - Institute of Environmental Sciences and Technology; www.iest.org.
106. IGMA - Insulating Glass Manufacturers Alliance; www.igmaonline.org.
107. IGSHPA - International Ground Source Heat Pump Association; www.igshpa.okstate.edu.
108. ILI - Indiana Limestone Institute of America, Inc.; www.iliai.com.
109. Intertek - Intertek Group; (Formerly: ETL SEMCO; Intertek Testing Service NA); www.intertek.com.
110. ISA - International Society of Automation (The); (Formerly: Instrumentation, Systems, and Automation Society); www.isa.org.
111. ISAS - Instrumentation, Systems, and Automation Society (The); (See ISA).
112. ISFA - International Surface Fabricators Association; (Formerly: International Solid Surface Fabricators Association); www.isfanow.org.
113. ISO - International Organization for Standardization; www.iso.org.
114. ISSFA - International Solid Surface Fabricators Association; (See ISFA).
115. ITU - International Telecommunication Union; www.itu.int/home.
116. KCMA - Kitchen Cabinet Manufacturers Association; www.kcma.org.
117. LMA - Laminating Materials Association; (See CPA).

118. LPI - Lightning Protection Institute; www.lightning.org.
119. MBMA - Metal Building Manufacturers Association; www.mbma.com.
120. MCA - Metal Construction Association; www.metalconstruction.org.
121. MFMA - Maple Flooring Manufacturers Association, Inc.; www.maplefloor.org.
122. MFMA - Metal Framing Manufacturers Association, Inc.; www.metalframingmfg.org.
123. MHIA - Material Handling Industry of America; www.mhia.org.
124. MIA - Marble Institute of America; www.marble-institute.com.
125. MMPA - Moulding & Millwork Producers Association; (Formerly: Wood Moulding & Millwork Producers Association); www.wmmpa.com.
126. MPI - Master Painters Institute; www.paintinfo.com.
127. MSS - Manufacturers Standardization Society of The Valve and Fittings Industry Inc.; www.mss-hq.org.
128. NAAMM - National Association of Architectural Metal Manufacturers; www.naamm.org.
129. NACE - NACE International; (National Association of Corrosion Engineers International); www.nace.org.
130. NADCA - National Air Duct Cleaners Association; www.nadca.com.
131. NAIMA - North American Insulation Manufacturers Association; www.naima.org.
132. NBGQA - National Building Granite Quarries Association, Inc.; www.nbgqa.com.
133. NCAA - National Collegiate Athletic Association (The); www.ncaa.org.
134. NCMA - National Concrete Masonry Association; www.ncma.org.
135. NEBB - National Environmental Balancing Bureau; www.nebb.org.
136. NECA - National Electrical Contractors Association; www.necanet.org.
137. NeLMA - Northeastern Lumber Manufacturers Association; www.nelma.org.
138. NEMA - National Electrical Manufacturers Association; www.nema.org.
139. NETA - InterNational Electrical Testing Association; www.netaworld.org.
140. NFHS - National Federation of State High School Associations; www.nfhs.org.
141. NFPA - NFPA; (National Fire Protection Association); www.nfpa.org.
142. NFPA - NFPA International; (See NFPA).
143. NFRC - National Fenestration Rating Council; www.nfrc.org.
144. NHLA - National Hardwood Lumber Association; www.nhla.com.
145. NLGA - National Lumber Grades Authority; www.nlga.org.
146. NOFMA - National Oak Flooring Manufacturers Association; (See NWFA).
147. NOMMA - National Ornamental & Miscellaneous Metals Association; www.nomma.org.
148. NRCA - National Roofing Contractors Association; www.nrca.net.
149. NRMCA - National Ready Mixed Concrete Association; www.nrmca.org.
150. NSF - NSF International; (National Sanitation Foundation International); www.nsf.org.
151. NSPE - National Society of Professional Engineers; www.nspe.org.
152. NSSGA - National Stone, Sand & Gravel Association; www.nssga.org.
153. NTMA - National Terrazzo & Mosaic Association, Inc. (The); www.ntma.com.
154. NWFA - National Wood Flooring Association; www.nwfa.org.
155. PCI - Precast/Prestressed Concrete Institute; www.pci.org.
156. PDI - Plumbing & Drainage Institute; www.pdionline.org.
157. PLASA - PLASA; (Formerly: ESTA - Entertainment Services and Technology Association); www.plasa.org.
158. RCSC - Research Council on Structural Connections; www.boltcouncil.org.
159. RFCI - Resilient Floor Covering Institute; www.rfci.com.
160. RIS - Redwood Inspection Service; www.redwoodinspection.com.
161. SAE - SAE International; (Society of Automotive Engineers); www.sae.org.
162. SCTE - Society of Cable Telecommunications Engineers; www.scte.org.

163. SDI - Steel Deck Institute; www.sdi.org.
164. SDI - Steel Door Institute; www.steeldoor.org.
165. SEFA - Scientific Equipment and Furniture Association; www.sefalabs.com.
166. SEI/ASCE - Structural Engineering Institute/American Society of Civil Engineers; (See ASCE).
167. SIA - Security Industry Association; www.siaonline.org.
168. SJI - Steel Joist Institute; www.steeljoist.org.
169. SMA - Screen Manufacturers Association; www.smainfo.org.
170. SMACNA - Sheet Metal and Air Conditioning Contractors' National Association; www.smacna.org.
171. SMPTE - Society of Motion Picture and Television Engineers; www.smpte.org.
172. SPFA - Spray Polyurethane Foam Alliance; www.sprayfoam.org.
173. SPIB - Southern Pine Inspection Bureau; www.spib.org.
174. SPRI - Single Ply Roofing Industry; www.spri.org.
175. SRCC - Solar Rating and Certification Corporation; www.solar-rating.org.
176. SSINA - Specialty Steel Industry of North America; www.ssina.com.
177. SSPC - SSPC: The Society for Protective Coatings; www.sspc.org.
178. STI - Steel Tank Institute; www.steeltank.com.
179. SWI - Steel Window Institute; www.steelwindows.com.
180. SWPA - Submersible Wastewater Pump Association; www.swpa.org.
181. TCA - Tilt-Up Concrete Association; www.tilt-up.org.
182. TCNA - Tile Council of North America, Inc.; (Formerly: Tile Council of America); www.tileusa.com.
183. TEMA - Tubular Exchanger Manufacturers Association, Inc.; www.tema.org.
184. TIA - Telecommunications Industry Association; (Formerly: TIA/EIA - Telecommunications Industry Association/Electronic Industries Alliance); www.tiaonline.org.
185. TIA/EIA - Telecommunications Industry Association/Electronic Industries Alliance; (See TIA).
186. TMS - The Masonry Society; www.masonrysociety.org.
187. TPI - Truss Plate Institute; www.tpinst.org.
188. TPI - Turfgrass Producers International; www.turfgrassod.org.
189. TRI - Tile Roofing Institute; www.tilerroofing.org.
190. UBC - Uniform Building Code; (See ICC).
191. UL - Underwriters Laboratories Inc.; www.ul.com.
192. UNI - Uni-Bell PVC Pipe Association; www.uni-bell.org.
193. USAV - USA Volleyball; www.usavolleyball.org.
194. USGBC - U.S. Green Building Council; www.usgbc.org.
195. USITT - United States Institute for Theatre Technology, Inc.; www.usitt.org.
196. WASTEC - Waste Equipment Technology Association; www.wastec.org.
197. WCLIB - West Coast Lumber Inspection Bureau; www.wclib.org.
198. WCMA - Window Covering Manufacturers Association; www.wcmanet.org.
199. WDMA - Window & Door Manufacturers Association; www.wdma.com.
200. WI - Woodwork Institute; (Formerly: WIC - Woodwork Institute of California); www.wicnet.org.
201. WMMPA - Wood Moulding & Millwork Producers Association; (See MMPA).
202. WSRCA - Western States Roofing Contractors Association; www.wsrca.com.
203. WPA - Western Wood Products Association; www.wwpa.org.

- B. Code Agencies: Where abbreviations and acronyms are used in Specifications or other Contract Documents, they shall mean the recognized name of the entities in the following list. This information is believed to be accurate as of the date of the Contract Documents.

1. DIN - Deutsches Institut fur Normung e.V.; www.din.de.
 2. IAPMO - International Association of Plumbing and Mechanical Officials; www.iapmo.org.
 3. ICC - International Code Council; www.iccsafe.org.
 4. ICC-ES - ICC Evaluation Service, LLC; www.icc-es.org.
- C. Federal Government Agencies: Where abbreviations and acronyms are used in Specifications or other Contract Documents, they shall mean the recognized name of the entities in the following list. Information is subject to change and is up-to-date as of the date of the Contract Documents.
1. COE - Army Corps of Engineers; www.usace.army.mil.
 2. CPSC - Consumer Product Safety Commission; www.cpsc.gov.
 3. DOC - Department of Commerce; National Institute of Standards and Technology; www.nist.gov.
 4. DOD - Department of Defense; <http://dodssp.daps.dla.mil>.
 5. DOE - Department of Energy; www.energy.gov.
 6. EPA - Environmental Protection Agency; www.epa.gov.
 7. FAA - Federal Aviation Administration; www.faa.gov.
 8. FG - Federal Government Publications; www.gpo.gov.
 9. GSA - General Services Administration; www.gsa.gov.
 10. HUD - Department of Housing and Urban Development; www.hud.gov.
 11. LBL - Lawrence Berkeley National Laboratory; Environmental Energy Technologies Division; <http://eetd.lbl.gov>.
 12. OSHA - Occupational Safety & Health Administration; www.osha.gov.
 13. SD - Department of State; www.state.gov.
 14. TRB - Transportation Research Board; National Cooperative Highway Research Program; www.trb.org.
 15. USDA - Department of Agriculture; Agriculture Research Service; U.S. Salinity Laboratory; www.ars.usda.gov.
 16. USDA - Department of Agriculture; Rural Utilities Service; www.usda.gov.
 17. USDJ - Department of Justice; Office of Justice Programs; National Institute of Justice; www.ojp.usdoj.gov.
 18. USP - U.S. Pharmacopeia; www.usp.org.
 19. USPS - United States Postal Service; www.usps.com.
- D. Standards and Regulations: Where abbreviations and acronyms are used in Specifications or other Contract Documents, they shall mean the recognized name of the standards and regulations in the following list. This information is subject to change and is believed to be accurate as of the date of the Contract Documents.
1. CFR - Code of Federal Regulations; Available from Government Printing Office; www.gpo.gov/fdsys.
 2. DOD - Department of Defense; Military Specifications and Standards; Available from Department of Defense Single Stock Point; <http://dodssp.daps.dla.mil>.
 3. DSCC - Defense Supply Center Columbus; (See FS).
 4. FED-STD - Federal Standard; (See FS).
 5. FS - Federal Specification; Available from Department of Defense Single Stock Point; <http://dodssp.daps.dla.mil>.
 - a. Available from Defense Standardization Program; www.dsp.dla.mil.

- b. Available from General Services Administration; www.gsa.gov.
 - c. Available from National Institute of Building Sciences/Whole Building Design Guide; www.wbdg.org/ccb.
6. MILSPEC - Military Specification and Standards; (See DOD).
 7. USAB - United States Access Board; www.access-board.gov.
 8. USATBCB - U.S. Architectural & Transportation Barriers Compliance Board; (See USAB).
- E. State Government Agencies: Where abbreviations and acronyms are used in Specifications or other Contract Documents, they shall mean the recognized name of the entities in the following list. This information is subject to change and is believed to be accurate as of the date of the Contract Documents.
1. CBHF - State of California; Department of Consumer Affairs; Bureau of Electronic Appliance and Repair, Home Furnishings and Thermal Insulation; www.bearhfti.ca.gov.
 2. CCR - California Code of Regulations; Office of Administrative Law; California Title 24 Energy Code; www.calregs.com.
 3. CDHS - California Department of Health Services; (See CDPH).
 4. CDPH - California Department of Public Health; Indoor Air Quality Program; www.cal-iaq.org.
 5. CPUC - California Public Utilities Commission; www.cpuc.ca.gov.
 6. SCAQMD - South Coast Air Quality Management District; www.aqmd.gov.
 7. TFS - Texas Forest Service; Forest Resource Development and Sustainable Forestry; <http://txforestservation.tamu.edu>.

PART 2 - PRODUCTS (Not Used)

PART 3 - EXECUTION (Not Used)

END OF SECTION 014200

SECTION 016000 - PRODUCT REQUIREMENTS

PART 1 - GENERAL

1.1 RELATED DOCUMENTS

- A. Drawings and general provisions of the Contract, including General and Supplementary Conditions and other Division 01 Specification Sections, apply to this Section.

1.2 SUMMARY

- A. Section includes administrative and procedural requirements for selection of products for use in Project; product delivery, storage, and handling; manufacturers' standard warranties on products; special warranties; and comparable products.
- B. Related Requirements:
 - 1. Section 012300 "Alternates" for products selected under an alternate.
 - 2. Section 012500 "Substitution Procedures" for requests for substitutions.
 - 3. Section 014200 "References" for applicable industry standards for products specified.

1.3 DEFINITIONS

- A. Products: Items obtained for incorporating into the Work, whether purchased for Project or taken from previously purchased stock. The term "product" includes the terms "material," "equipment," "system," and terms of similar intent.
 - 1. Named Products: Items identified by manufacturer's product name, including make or model number or other designation shown or listed in manufacturer's published product literature, that is current as of date of the Contract Documents.
 - 2. New Products: Items that have not previously been incorporated into another project or facility. Products salvaged or recycled from other projects are not considered new products.
 - 3. Comparable Product: Product that is demonstrated and approved through submittal process to have the indicated qualities related to type, function, dimension, in-service performance, physical properties, appearance, and other characteristics that equal or exceed those of specified product.
- B. Basis-of-Design Product Specification: A specification in which a specific manufacturer's product is named and accompanied by the words "basis-of-design product," including make or model number or other designation, to establish the significant qualities related to type, function, dimension, in-service performance, physical properties, appearance, and other characteristics for purposes of evaluating comparable products of additional manufacturers named in the specification.

1.4 ACTION SUBMITTALS

- A. Comparable Product Requests: Submit request for consideration of each comparable product. Identify product or fabrication or installation method to be replaced. Include Specification Section number and title and Drawing numbers and titles.
1. Include data to indicate compliance with the requirements specified in "Comparable Products" Article.
 2. Engineer's Action: If necessary, Engineer will request additional information or documentation for evaluation within one week of receipt of a comparable product request. Engineer will notify Contractor of approval or rejection of proposed comparable product request within 15 days of receipt of request, or seven days of receipt of additional information or documentation, whichever is later.
 - a. Form of Approval: As specified in Section 013300 "Submittal Procedures."
 - b. Use product specified if Engineer does not issue a decision on use of a comparable product request within time allocated.
- B. Basis-of-Design Product Specification Submittal: Comply with requirements in Section 013300 "Submittal Procedures." Show compliance with requirements.

1.5 QUALITY ASSURANCE

- A. Compatibility of Options: If Contractor is given option of selecting between two or more products for use on Project, select product compatible with products previously selected, even if previously selected products were also options.

1.6 PRODUCT DELIVERY, STORAGE, AND HANDLING

- A. Deliver, store, and handle products using means and methods that will prevent damage, deterioration, and loss, including theft and vandalism. Comply with manufacturer's written instructions.
- B. Delivery and Handling:
1. Coordinate delivery with installation time to ensure minimum holding time for items that are flammable, hazardous, easily damaged, or sensitive to deterioration, theft, and other losses.
 2. Deliver products to Project site in an undamaged condition in manufacturer's original sealed container or other packaging system, complete with labels and instructions for handling, storing, unpacking, protecting, and installing.
 3. Inspect products on delivery to determine compliance with the Contract Documents and to determine that products are undamaged and properly protected.
- C. Storage:
1. Store products to allow for inspection and measurement of quantity or counting of units.
 2. Store materials in a manner that will not endanger Project structure.

3. Store products that are subject to damage by the elements, under cover in a weathertight enclosure above ground, with ventilation adequate to prevent condensation.
4. Comply with product manufacturer's written instructions for temperature, humidity, ventilation, and weather-protection requirements for storage.
5. Protect stored products from damage and liquids from freezing.
6. Provide a secure location and enclosure at Project site for storage of materials and equipment by Owner's construction forces. Coordinate location with Owner.

1.7 PRODUCT WARRANTIES

- A. Warranties specified in other Sections shall be in addition to, and run concurrent with, other warranties required by the Contract Documents. Manufacturer's disclaimers and limitations on product warranties do not relieve Contractor of obligations under requirements of the Contract Documents.
 1. Manufacturer's Warranty: Written warranty furnished by individual manufacturer for a particular product and specifically endorsed by manufacturer to Owner.
 2. Special Warranty: Written warranty required by the Contract Documents to provide specific rights for Owner.
- B. Special Warranties: Prepare a written document that contains appropriate terms and identification, ready for execution.
 1. Manufacturer's Standard Form: Modified to include Project-specific information and properly executed.
 2. See other Sections for specific content requirements and particular requirements for submitting special warranties.
- C. Submittal Time: Comply with requirements in Section 017700 "Closeout Procedures."

PART 2 - PRODUCTS

2.1 PRODUCT SELECTION PROCEDURES

- A. General Product Requirements: Provide products that comply with the Contract Documents, are undamaged and, unless otherwise indicated, are new at time of installation.
 1. Provide products complete with accessories, trim, finish, fasteners, and other items needed for a complete installation and indicated use and effect.
 2. Standard Products: If available, and unless custom products or nonstandard options are specified, provide standard products of types that have been produced and used successfully in similar situations on other projects.
 3. Owner reserves the right to limit selection to products with warranties not in conflict with requirements of the Contract Documents.
 4. Where products are accompanied by the term "as selected," Engineer will make selection.

5. Descriptive, performance, and reference standard requirements in the Specifications establish salient characteristics of products.
6. Or Equal: For products specified by name and accompanied by the term "or equal," or "or approved equal," or "or approved," comply with requirements in "Comparable Products" Article to obtain approval for use of an unnamed product.

B. Product Selection Procedures:

1. Product: Where Specifications name a single manufacturer and product, provide the named product that complies with requirements. Comparable products or substitutions for Contractor's convenience will not be considered.
2. Manufacturer/Source: Where Specifications name a single manufacturer or source, provide a product by the named manufacturer or source that complies with requirements. Comparable products or substitutions for Contractor's convenience will not be considered.
3. Products:
 - a. Restricted List: Where Specifications include a list of names of both manufacturers and products, provide one of the products listed that complies with requirements. Comparable products or substitutions for Contractor's convenience will not be considered unless otherwise indicated.
4. Manufacturers:
 - a. Restricted List: Where Specifications include a list of manufacturers' names, provide a product by one of the manufacturers listed that complies with requirements. Comparable products or substitutions for Contractor's convenience will not be considered unless otherwise indicated.
5. Basis-of-Design Product: Where Specifications name a product, or refer to a product indicated on Drawings, and include a list of manufacturers, provide the specified or indicated product or a comparable product by one of the other named manufacturers. Drawings and Specifications indicate sizes, profiles, dimensions, and other characteristics that are based on the product named. Comply with requirements in "Comparable Products" Article for consideration of an unnamed product by one of the other named manufacturers.

2.2 COMPARABLE PRODUCTS

- A. Conditions for Consideration: Engineer will consider Contractor's request for comparable product when the following conditions are satisfied. If the following conditions are not satisfied, Engineer may return requests without action, except to record noncompliance with these requirements:
1. Evidence that the proposed product does not require revisions to the Contract Documents, that it is consistent with the Contract Documents and will produce the indicated results, and that it is compatible with other portions of the Work.
 2. Detailed comparison of significant qualities of proposed product with those named in the Specifications. Significant qualities include attributes such as performance, weight, size, durability, visual effect, and specific features and requirements indicated.
 3. Evidence that proposed product provides specified warranty.

University of South Carolina
Caroliniana Library Fire Alarm Upgrades

Land Engineering Associates, LLC
262 Sandhurst Road, Suite 101
Columbia, South Carolina

Columbia, South Carolina 29208
Project Number H27-I851

4. List of similar installations for completed projects with project names and addresses and names and addresses of Engineers and owners, if requested.
5. Samples, if requested.

PART 3 - EXECUTION (Not Used)

END OF SECTION 016000

SECTION 017300 - EXECUTION

PART 1 - GENERAL

1.1 RELATED DOCUMENTS

- A. Drawings and general provisions of the Contract, including General and Supplementary Conditions and other Division 01 Specification Sections, apply to this Section.

1.2 SUMMARY

- A. Section includes general administrative and procedural requirements governing execution of the Work including, but not limited to, the following:
 - 1. Installation of the Work.
 - 2. Cutting and patching.
 - 3. Progress cleaning.
 - 4. Protection of installed construction.
- B. Related Requirements:
 - 1. Section 011000 "Summary" for limits on use of Project site.
 - 2. Section 013300 "Submittal Procedures" for submitting surveys.
 - 3. Section 017700 "Closeout Procedures" for submitting final property survey with Project Record Documents, recording of Owner-accepted deviations from indicated lines and levels, and final cleaning.
 - 4. Section 024119 "Selective Demolition" for demolition and removal of selected portions of the building.

1.3 DEFINITIONS

- A. Cutting: Removal of in-place construction necessary to permit installation or performance of other work.
- B. Patching: Fitting and repair work required to restore construction to original conditions after installation of other work.

1.4 QUALITY ASSURANCE

- A. Cutting and Patching: Comply with requirements for and limitations on cutting and patching of construction elements.
 - 1. Operational Elements: Do not cut and patch operating elements and related components in a manner that results in reducing their capacity to perform as intended or that results in increased maintenance or decreased operational life or safety.

2. Other Construction Elements: Do not cut and patch other construction elements or components in a manner that could change their load-carrying capacity, that results in reducing their capacity to perform as intended, or that results in increased maintenance or decreased operational life or safety.
 3. Visual Elements: Do not cut and patch construction in a manner that results in visual evidence of cutting and patching. Do not cut and patch exposed construction in a manner that would, in Engineer's opinion, reduce the building's aesthetic qualities. Remove and replace construction that has been cut and patched in a visually unsatisfactory manner.
- B. Manufacturer's Installation Instructions: Obtain and maintain on-site manufacturer's written recommendations and instructions for installation of products and equipment.

PART 2 - PRODUCTS

2.1 MATERIALS

- A. General: Comply with requirements specified in other Sections.
- B. In-Place Materials: Use materials for patching identical to in-place materials. For exposed surfaces, use materials that visually match in-place adjacent surfaces to the fullest extent possible.
1. If identical materials are unavailable or cannot be used, use materials that, when installed, will provide a match acceptable to Engineer for the visual and functional performance of in-place materials.

PART 3 - EXECUTION

3.1 EXAMINATION

- A. Examination and Acceptance of Conditions: Before proceeding with each component of the Work, examine substrates, areas, and conditions, with Installer or Applicator present where indicated, for compliance with requirements for installation tolerances and other conditions affecting performance. Record observations.
1. Examine walls and floors for suitable conditions where products and systems are to be installed.
 2. Verify compatibility with and suitability of substrates, including compatibility with existing finishes or primers.
- B. Written Report: Where a written report listing conditions detrimental to performance of the Work is required by other Sections, include the following:
1. Description of the Work.
 2. List of detrimental conditions, including substrates.
 3. List of unacceptable installation tolerances.
 4. Recommended corrections.
- C. Proceed with installation only after unsatisfactory conditions have been corrected. Proceeding with the Work indicates acceptance of surfaces and conditions.

3.2 PREPARATION

- A. Field Measurements: Take field measurements as required to fit the Work properly. Recheck measurements before installing each product. Where portions of the Work are indicated to fit to other construction, verify dimensions of other construction by field measurements before fabrication. Coordinate fabrication schedule with construction progress to avoid delaying the Work.
- B. Space Requirements: Verify space requirements and dimensions of items shown diagrammatically on Drawings.
- C. Review of Contract Documents and Field Conditions: Immediately on discovery of the need for clarification of the Contract Documents caused by differing field conditions outside the control of Contractor, submit a request for information to Engineer according to requirements in Section 013100 "Project Management and Coordination."

3.3 INSTALLATION

- A. General: Locate the Work and components of the Work accurately, in correct alignment and elevation, as indicated.
 - 1. Make vertical work plumb and make horizontal work level.
 - 2. Where space is limited, install components to maximize space available for maintenance and ease of removal for replacement.
 - 3. Conceal pipes, ducts, and wiring in finished areas unless otherwise indicated.
 - 4. Maintain minimum headroom clearance of 96 inches in occupied spaces.
- B. Comply with manufacturer's written instructions and recommendations for installing products in applications indicated.
- C. Install products at the time and under conditions that will ensure the best possible results. Maintain conditions required for product performance until Substantial Completion.
- D. Conduct construction operations so no part of the Work is subjected to damaging operations or loading in excess of that expected during normal conditions of occupancy.
- E. Sequence the Work and allow adequate clearances to accommodate movement of construction items on site and placement in permanent locations.
- F. Tools and Equipment: Do not use tools or equipment that produce harmful noise levels.
- G. Templates: Obtain and distribute to the parties involved templates for work specified to be factory prepared and field installed. Check Shop Drawings of other work to confirm that adequate provisions are made for locating and installing products to comply with indicated requirements.
- H. Attachment: Provide blocking and attachment plates and anchors and fasteners of adequate size and number to securely anchor each component in place, accurately located

and aligned with other portions of the Work. Where size and type of attachments are not indicated, verify size and type required for load conditions.

1. Mounting Heights: Where mounting heights are not indicated, mount components at heights directed by Engineer.
 2. Allow for building movement, including thermal expansion and contraction.
 3. Coordinate installation of anchorages. Furnish setting drawings, templates, and directions for installing anchorages, including sleeves, concrete inserts, anchor bolts, and items with integral anchors, that are to be embedded in concrete or masonry. Deliver such items to Project site in time for installation.
- I. Joints: Make joints of uniform width. Where joint locations in exposed work are not indicated, arrange joints for the best visual effect. Fit exposed connections together to form hairline joints.
- J. Hazardous Materials: Use products, cleaners, and installation materials that are not considered hazardous.

3.4 CUTTING AND PATCHING

- A. Cutting and Patching, General: Employ skilled workers to perform cutting and patching. Proceed with cutting and patching at the earliest feasible time, and complete without delay.
1. Cut in-place construction to provide for installation of other components or performance of other construction, and subsequently patch as required to restore surfaces to their original condition.
- B. Existing Warranties: Remove, replace, patch, and repair materials and surfaces cut or damaged during installation or cutting and patching operations, by methods and with materials so as not to void existing warranties.
- C. Temporary Support: Provide temporary support of work to be cut.
- D. Protection: Protect in-place construction during cutting and patching to prevent damage. Provide protection from adverse weather conditions for portions of Project that might be exposed during cutting and patching operations.
- E. Adjacent Occupied Areas: Where interference with use of adjoining areas or interruption of free passage to adjoining areas is unavoidable, coordinate cutting and patching according to requirements in Section 011000 "Summary."
- F. Existing Utility Services and Mechanical/Electrical Systems: Where existing services/systems are required to be removed, relocated, or abandoned, bypass such services/systems before cutting to prevent interruption to occupied areas.
- G. Cutting: Cut in-place construction by sawing, drilling, breaking, chipping, grinding, and similar operations, including excavation, using methods least likely to damage elements retained or adjoining construction. If possible, review proposed procedures with original Installer; comply with original Installer's written recommendations.

1. In general, use hand or small power tools designed for sawing and grinding, not hammering and chopping. Cut holes and slots neatly to minimum size required, and with minimum disturbance of adjacent surfaces. Temporarily cover openings when not in use.
 2. Finished Surfaces: Cut or drill from the exposed or finished side into concealed surfaces.
 3. Proceed with patching after construction operations requiring cutting are complete.
- H. Patching: Patch construction by filling, repairing, refinishing, closing up, and similar operations following performance of other work. Patch with durable seams that are as invisible as practicable. Provide materials and comply with installation requirements specified in other Sections, where applicable.
1. Inspection: Where feasible, test and inspect patched areas after completion to demonstrate physical integrity of installation.
 2. Exposed Finishes: Restore exposed finishes of patched areas and extend finish restoration into retained adjoining construction in a manner that will minimize evidence of patching and refinishing.
 - a. Clean piping, conduit, and similar features before applying paint or other finishing materials.
 - b. Restore damaged pipe covering to its original condition.
 3. Floors and Walls: Where walls or partitions that are removed extend one finished area into another, patch and repair floor and wall surfaces in the new space. Provide an even surface of uniform finish, color, texture, and appearance. Remove in-place floor and wall coverings and replace with new materials, if necessary, to achieve uniform color and appearance.
 - a. Where patching occurs in a painted surface, prepare substrate and apply primer and intermediate paint coats appropriate for substrate over the patch, and apply final paint coat over entire unbroken surface containing the patch. Provide additional coats until patch blends with adjacent surfaces.
- I. Cleaning: Clean areas and spaces where cutting and patching are performed. Remove paint, mortar, oils, putty, and similar materials from adjacent finished surfaces.

3.5 PROGRESS CLEANING

- A. General: Clean Project site and work areas daily, including common areas. Enforce requirements strictly. Dispose of materials lawfully.
1. Comply with requirements in NFPA 241 for removal of combustible waste materials and debris.
 2. Do not hold waste materials more than seven days during normal weather or three days if the temperature is expected to rise above 80 deg F.
 3. Containerize hazardous and unsanitary waste materials separately from other waste. Mark containers appropriately and dispose of legally, according to regulations.

- a. Use containers intended for holding waste materials of type to be stored.
 - B. Site: Maintain Project site free of waste materials and debris.
 - C. Work Areas: Clean areas where work is in progress to the level of cleanliness necessary for proper execution of the Work.
 - 1. Remove liquid spills promptly.
 - 2. Where dust would impair proper execution of the Work, broom-clean or vacuum the entire work area, as appropriate.
 - D. Installed Work: Keep installed work clean. Clean installed surfaces according to written instructions of manufacturer or fabricator of product installed, using only cleaning materials specifically recommended. If specific cleaning materials are not recommended, use cleaning materials that are not hazardous to health or property and that will not damage exposed surfaces.
 - E. Concealed Spaces: Remove debris from concealed spaces before enclosing the space.
 - F. Exposed Surfaces in Finished Areas: Clean exposed surfaces and protect as necessary to ensure freedom from damage and deterioration at time of Substantial Completion.
 - G. Waste Disposal: Do not bury or burn waste materials on-site. Do not wash waste materials down sewers or into waterways. Comply with waste disposal requirements in Section 015000 "Temporary Facilities and Controls."
 - H. During handling and installation, clean and protect construction in progress and adjoining materials already in place. Apply protective covering where required to ensure protection from damage or deterioration at Substantial Completion.
 - I. Clean and provide maintenance on completed construction as frequently as necessary through the remainder of the construction period. Adjust and lubricate operable components to ensure operability without damaging effects.
 - J. Limiting Exposures: Supervise construction operations to assure that no part of the construction, completed or in progress, is subject to harmful, dangerous, damaging, or otherwise deleterious exposure during the construction period.
- 3.6 PROTECTION OF INSTALLED CONSTRUCTION
- A. Provide final protection and maintain conditions that ensure installed Work is without damage or deterioration at time of Substantial Completion.
 - B. Comply with manufacturer's written instructions for temperature and relative humidity.

END OF SECTION 017300

SECTION 017700 - CLOSEOUT PROCEDURES

PART 1 - GENERAL

1.1 RELATED DOCUMENTS

- A. Drawings and general provisions of the Contract, including General and Supplementary Conditions and other Division 01 Specification Sections, apply to this Section.

1.2 SUMMARY

- A. Section includes administrative and procedural requirements for contract closeout, including, but not limited to, the following:
 - 1. Substantial Completion procedures.
 - 2. Final completion procedures.
 - 3. Warranties.
 - 4. Final cleaning.
 - 5. Repair of the Work.
- B. Related Requirements:
 - 1. Section 013233 "Photographic Documentation" for submitting final completion construction photographic documentation.
 - 2. Section 017300 "Execution" for progress cleaning of Project site.
 - 3. Section 017823 "Operation and Maintenance Data" for operation and maintenance manual requirements.
 - 4. Section 017839 "Project Record Documents" for submitting record Drawings, record Specifications, and record Product Data.

1.3 ACTION SUBMITTALS

- A. Contractor's List of Incomplete Items: Initial submittal at Substantial Completion.
- B. Certified List of Incomplete Items: Final submittal at Final Completion.

1.4 CLOSEOUT SUBMITTALS

- A. Certificate of Insurance: For continuing coverage.

1.5 MAINTENANCE MATERIAL SUBMITTALS

- A. Schedule of Maintenance Material Items: For maintenance material submittal items specified in other Sections.

1.6 SUBSTANTIAL COMPLETION PROCEDURES

- A. Contractor's List of Incomplete Items: Prepare and submit a list of items to be completed and corrected (Contractor's punch list), indicating the value of each item on the list and reasons why the Work is incomplete.
- B. Submittals Prior to Substantial Completion: Complete the following a minimum of 3 days prior to requesting inspection for determining date of Substantial Completion. List items below that are incomplete at time of request.
 - 1. Submit closeout submittals specified in other Division 01 Sections, including project record documents, operation and maintenance manuals, final completion construction photographic documentation, damage or settlement surveys, property surveys, and similar final record information.
 - 2. Submit closeout submittals specified in individual Sections, including specific warranties, workmanship bonds, maintenance service agreements, final certifications, and similar documents.
- C. Procedures Prior to Substantial Completion: Complete the following a minimum of 3 days prior to requesting inspection for determining date of Substantial Completion. List items below that are incomplete at time of request.
 - 1. Make final changeover of permanent locks and deliver keys to Owner. Advise Owner's personnel of changeover in security provisions.
 - 2. Instruct Owner's personnel in operation, adjustment, and maintenance of products, equipment, and systems. Submit demonstration and training video recordings specified in Section 017900 "Demonstration and Training."

1.7 FINAL COMPLETION PROCEDURES

- A. Submittals Prior to Final Completion: Before requesting final inspection for determining final completion, complete the following:
 - 1. Submit a final Application for Payment according to Section 012900 "Payment Procedures."
 - 2. Certified List of Incomplete Items: Submit certified copy of Engineer's Substantial Completion inspection list of items to be completed or corrected (punch list), endorsed and dated by Engineer. Certified copy of the list shall state that each item has been completed or otherwise resolved for acceptance.
 - 3. Certificate of Insurance: Submit evidence of final, continuing insurance coverage complying with insurance requirements.
- B. Inspection: Submit a written request for final inspection to determine acceptance a minimum of 10 days prior to date the work will be completed and ready for final inspection and tests. On receipt of request, Engineer will either proceed with inspection or notify Contractor of unfulfilled requirements. Engineer will prepare a final Certificate for Payment after inspection or will notify Contractor of construction that must be completed or corrected before certificate will be issued.
 - 1. Reinspection: Request reinspection when the Work identified in previous inspections as incomplete is completed or corrected.

1.8 LIST OF INCOMPLETE ITEMS (PUNCH LIST)

- A. Organization of List: Include name and identification of each space and area affected by construction operations for incomplete items and items needing correction including, if necessary, areas disturbed by Contractor that are outside the limits of construction.
1. Organize list of spaces in sequential order.
 2. Organize items applying to each space by major element, including categories for ceiling, individual walls, floors, equipment, and building systems.
 3. Include the following information at the top of each page:
 - a. Project name.
 - b. Date.
 - c. Name of Engineer.
 - d. Name of Contractor.
 - e. Page number.
 4. Submit list of incomplete items in the following format:
 - a. PDF electronic file. Engineer will return annotated file.

1.9 SUBMITTAL OF PROJECT WARRANTIES

- A. Time of Submittal: Submit written warranties on request of Engineer for designated portions of the Work where commencement of warranties other than date of Substantial Completion is indicated, or when delay in submittal of warranties might limit Owner's rights under warranty.
- B. Partial Occupancy: Submit properly executed warranties within 15 days of completion of designated portions of the Work that are completed and occupied or used by Owner during construction period by separate agreement with Contractor.
- C. Organize warranty documents into an orderly sequence based on the table of contents of Project Manual.
1. Bind warranties and bonds in heavy-duty, three-ring, vinyl-covered, loose-leaf binders, thickness as necessary to accommodate contents, and sized to receive 8-1/2-by-11-inch paper.
 2. Provide heavy paper dividers with plastic-covered tabs for each separate warranty. Mark tab to identify the product or installation. Provide a typed description of the product or installation, including the name of the product and the name, address, and telephone number of Installer.
 3. Identify each binder on the front and spine with the typed or printed title "WARRANTIES," Project name, and name of Contractor.
- D. Provide additional copies of each warranty to include in operation and maintenance manuals.

PART 2 - PRODUCTS

2.1 MATERIALS

- A. Cleaning Agents: Use cleaning materials and agents recommended by manufacturer or fabricator of the surface to be cleaned. Do not use cleaning agents that are potentially hazardous to health or property or that might damage finished surfaces.
 - 1. Use cleaning products that comply with Green Seal's GS-37, or if GS-37 is not applicable, use products that comply with the California Code of Regulations maximum allowable VOC levels.

PART 3 - EXECUTION

3.1 FINAL CLEANING

- A. General: Perform final cleaning. Conduct cleaning and waste-removal operations to comply with local laws and ordinances and Federal and local environmental and antipollution regulations.
- B. Cleaning: Employ experienced workers or professional cleaners for final cleaning. Clean each surface or unit to condition expected in an average commercial building cleaning and maintenance program. Comply with manufacturer's written instructions.
 - 1. Complete the following cleaning operations before requesting inspection for certification of Substantial Completion for entire Project or for a designated portion of Project:
 - a. Clean Project site, yard, and grounds, in areas disturbed by construction activities, including landscape development areas, of rubbish, waste material, litter, and other foreign substances.
 - b. Remove tools, construction equipment, machinery, and surplus material from Project site.
 - c. Clean exposed exterior and interior hard-surfaced finishes to a dirt-free condition, free of stains, films, and similar foreign substances. Avoid disturbing natural weathering of exterior surfaces. Restore reflective surfaces to their original condition.
 - d. Remove debris and surface dust from limited access spaces, including roofs, plenums, shafts, trenches, equipment vaults, manholes, attics, and similar spaces.
 - e. Vacuum carpet and similar soft surfaces, removing debris and excess nap; clean according to manufacturer's recommendations if visible soil or stains remain.
 - f. Remove labels that are not permanent.
 - g. Wipe surfaces of mechanical and electrical equipment, elevator equipment, and similar equipment. Remove excess lubrication, paint and mortar droppings, and other foreign substances.
 - h. Replace disposable air filters and clean permanent air filters. Clean exposed surfaces of diffusers, registers, and grills.

- i. Clean light fixtures, lamps, globes, and reflectors to function with full efficiency.
 - j. Leave Project clean and ready for occupancy.
- C. Construction Waste Disposal: Comply with waste disposal requirements in Section 015000 "Temporary Facilities and Controls."

3.2 REPAIR OF THE WORK

- A. Complete repair and restoration operations before requesting inspection for determination of Substantial Completion.
- B. Repair or remove and replace defective construction. Repairing includes replacing defective parts, refinishing damaged surfaces, touching up with matching materials, and properly adjusting operating equipment. Where damaged or worn items cannot be repaired or restored, provide replacements. Remove and replace operating components that cannot be repaired. Restore damaged construction and permanent facilities used during construction to specified condition.
 - 1. Remove and replace chipped, scratched, and broken glass, reflective surfaces, and other damaged transparent materials.
 - 2. Touch up and otherwise repair and restore marred or exposed finishes and surfaces. Replace finishes and surfaces that already show evidence of repair or restoration.
 - a. Do not paint over "UL" and other required labels and identification, including mechanical and electrical nameplates. Remove paint applied to required labels and identification.
 - 3. Replace parts subject to operating conditions during construction that may impede operation or reduce longevity.
 - 4. Replace burned-out bulbs, bulbs noticeably dimmed by hours of use, and defective and noisy starters in fluorescent and mercury vapor fixtures to comply with requirements for new fixtures.

END OF SECTION 017700

SECTION 017823 - OPERATION AND MAINTENANCE DATA

PART 1 - GENERAL

1.1 RELATED DOCUMENTS

- A. Drawings and general provisions of the Contract, including General and Supplementary Conditions and other Division 01 Specification Sections, apply to this Section.

1.2 SUMMARY

- A. Section includes administrative and procedural requirements for preparing operation and maintenance manuals, including the following:
 - 1. Product maintenance manuals.
- B. Related Requirements:
 - 1. Section 013300 "Submittal Procedures" for submitting copies of submittals for operation and maintenance manuals.

1.3 DEFINITIONS

- A. System: An organized collection of parts, equipment, or subsystems united by regular interaction.
- B. Subsystem: A portion of a system with characteristics similar to a system.

1.4 CLOSEOUT SUBMITTALS

- A. Manual Content: Operations and maintenance manual content is specified in individual Specification Sections to be reviewed at the time of Section submittals. Submit reviewed manual content formatted and organized as required by this Section.
 - 1. Engineer will comment on whether content of operations and maintenance submittals are acceptable.
 - 2. Where applicable, clarify and update reviewed manual content to correspond to revisions and field conditions.
- B. Format: Submit operations and maintenance manuals in the following format:
 - 1. PDF electronic file. Assemble each manual into a composite electronically indexed file. Submit on digital media acceptable to Engineer.
 - a. Name each indexed document file in composite electronic index with applicable item name. Include a complete electronically linked operation and maintenance directory.

- b. Enable inserted reviewer Comments on draft submittals.
2. Three paper copies. Include a complete operation and maintenance directory. Enclose title pages and directories in clear plastic sleeves. Engineer will return two copies.
- C. Final Manual Submittal: Submit each manual in final form prior to requesting inspection for Final Completion. Engineer will return copy with comments.
 1. Correct or revise each manual to comply with Engineer's comments. Submit copies of each corrected manual within 5 days of receipt of Engineer's comments and prior to commencing demonstration and training.
- D. State Fire Marshal Submittal:
 1. Submit final NFPA documents to USC Fire Marshall, along with State Fire Marshal.

PART 2 - PRODUCTS

2.1 REQUIREMENTS FOR OPERATION, AND MAINTENANCE MANUALS

- A. Organization: Unless otherwise indicated, organize each manual into a separate section for each system and subsystem, and a separate section for each piece of equipment not part of a system. Each manual shall contain the following materials, in the order listed:
 1. Title page.
 2. Table of contents.
 3. Manual contents.
- B. Title Page: Include the following information:
 1. Subject matter included in manual.
 2. Name and address of Project.
 3. Name and address of Owner.
 4. Date of submittal.
 5. Name and contact information for Contractor.
 6. Name and contact information for Engineer.
- C. Table of Contents: List each product included in manual, identified by product name, indexed to the content of the volume, and cross-referenced to Specification Section number in Project Manual.
 1. If operation or maintenance documentation requires more than one volume to accommodate data, include comprehensive table of contents for all volumes in each volume of the set.
- D. Manual Contents: Organize into sets of manageable size. Arrange contents alphabetically by system, subsystem, and equipment. If possible, assemble instructions for subsystems, equipment, and components of one system into a single binder.

- E. Manuals, Electronic Files: Submit manuals in the form of a multiple file composite electronic PDF file for each manual type required.
1. Electronic Files: Use electronic files prepared by manufacturer where available. Where scanning of paper documents is required, configure scanned file for minimum readable file size.
 2. File Names and Bookmarks: Enable bookmarking of individual documents based on file names. Name document files to correspond to system, subsystem, and equipment names used in manual directory and table of contents. Group documents for each system and subsystem into individual composite bookmarked files, then create composite manual, so that resulting bookmarks reflect the system, subsystem, and equipment names in a readily navigated file tree. Configure electronic manual to display bookmark panel on opening file.
- F. Manuals, Paper Copy: Submit manuals in the form of hard copy, bound and labeled volumes.
1. Binders: Heavy-duty, three-ring, vinyl-covered, loose-leaf binders, in thickness necessary to accommodate contents, sized to hold 8-1/2-by-11-inch paper; with clear plastic sleeve on spine to hold label describing contents and with pockets inside covers to hold folded oversize sheets.
 - a. If two or more binders are necessary to accommodate data of a system, organize data in each binder into groupings by subsystem and related components. Cross-reference other binders if necessary to provide essential information for proper operation or maintenance of equipment or system.
 - b. Identify each binder on front and spine, with printed title "OPERATION AND MAINTENANCE MANUAL," Project title or name, subject matter of contents. Indicate volume number for multiple-volume sets.
 2. Dividers: Heavy-paper dividers with plastic-covered tabs for each section of the manual. Mark each tab to indicate contents. Include typed list of products and major components of equipment included in the section on each divider, cross-referenced to Specification Section number and title of Project Manual.
 3. Protective Plastic Sleeves: Transparent plastic sleeves designed to enclose diagnostic software storage media for computerized electronic equipment.
 4. Supplementary Text: Prepared on 8-1/2-by-11-inch white bond paper.
 5. Drawings: Attach reinforced, punched binder tabs on drawings and bind with text.
 - a. If oversize drawings are necessary, fold drawings to same size as text pages and use as foldouts.
 - b. If drawings are too large to be used as foldouts, fold and place drawings in labeled envelopes and bind envelopes in rear of manual. At appropriate locations in manual, insert typewritten pages indicating drawing titles, descriptions of contents, and drawing locations.

2.2 PRODUCT MAINTENANCE MANUALS

- A. Content: Organize manual into a separate section for each product, material, and finish. Include source information, product information, maintenance procedures, repair materials and sources, and warranties and bonds, as described below.
- B. Source Information: List each product included in manual, identified by product name and arranged to match manual's table of contents. For each product, list name, address, and telephone number of Installer or supplier and maintenance service agent, and cross-reference Specification Section number and title in Project Manual and drawing or schedule designation or identifier where applicable.
- C. Product Information: Include the following, as applicable:
 - 1. Product name and model number.
 - 2. Manufacturer's name.
 - 3. Color, pattern, and texture.
 - 4. Material and chemical composition.
 - 5. Reordering information for specially manufactured products.
- D. Maintenance Procedures: Include manufacturer's written recommendations and the following:
 - 1. Types of cleaning agents to be used and methods of cleaning.
 - 2. List of cleaning agents and methods of cleaning detrimental to product.
 - 3. Schedule for routine cleaning and maintenance.
 - 4. Repair instructions.
- E. Repair Materials and Sources: Include lists of materials and local sources of materials and related services.
- F. Warranties and Bonds: Include copies of warranties and bonds and lists of circumstances and conditions that would affect validity of warranties or bonds.
 - 1. Include procedures to follow and required notifications for warranty claims.

PART 3 - EXECUTION

3.1 MANUAL PREPARATION

- A. Product Maintenance Manual: Assemble a complete set of maintenance data indicating care and maintenance of each product, material, and finish incorporated into the Work.
- B. Manufacturers' Data: Where manuals contain manufacturers' standard printed data, include only sheets pertinent to product or component installed. Mark each sheet to identify each product or component incorporated into the Work. If data include more than one item in a tabular format, identify each item using appropriate references from the Contract Documents. Identify data applicable to the Work and delete references to information not applicable.

1. Prepare supplementary text if manufacturers' standard printed data are not available and where the information is necessary for proper operation and maintenance of equipment or systems.
- C. Drawings: Prepare drawings supplementing manufacturers' printed data to illustrate the relationship of component parts of equipment and systems and to illustrate control sequence and flow diagrams. Coordinate these drawings with information contained in record Drawings to ensure correct illustration of completed installation.
1. Do not use original project record documents as part of operation and maintenance manuals.
 2. Comply with requirements of newly prepared record Drawings in Section 017839 "Project Record Documents."
- D. Comply with Section 017700 "Closeout Procedures" for schedule for submitting operation and maintenance documentation.

END OF SECTION 017823

SECTION 017839 - PROJECT RECORD DOCUMENTS

PART 1 - GENERAL

1.1 RELATED DOCUMENTS

- A. Drawings and general provisions of the Contract, including General and Supplementary Conditions and other Division 01 Specification Sections, apply to this Section.

1.2 SUMMARY

- A. Section includes administrative and procedural requirements for project record documents, including the following:
1. Record Drawings.
 2. Record Specifications.
 3. Record Product Data.
- B. Related Requirements:
1. Section 017300 "Execution" for final property survey.
 2. Section 017700 "Closeout Procedures" for general closeout procedures.
 3. Section 017823 "Operation and Maintenance Data" for operation and maintenance manual requirements.

1.3 CLOSEOUT SUBMITTALS

- A. Record Drawings: Comply with the following:
1. Number of Copies: Submit one set(s) of marked-up record prints.
 2. Number of Copies: Submit copies of record Drawings as follows:
 - a. Initial Submittal:
 - 1) Submit PDF electronic files of scanned record prints and one of file prints.
 - 2) Engineer will indicate whether general scope of changes, additional information recorded, and quality of drafting are acceptable.
 - b. Final Submittal:
 - 1) Submit PDF electronic files of scanned record prints and three set(s) of prints.
 - 2) Print each drawing, whether or not changes and additional information were recorded.
- B. Record Specifications: Submit one paper copy paper copies and annotated PDF electronic files of Project's Specifications, including addenda and contract modifications.

- C. Record Product Data: Submit one paper copy and annotated PDF electronic files and directories of each submittal.
 - 1. Where record Product Data are required as part of operation and maintenance manuals, submit duplicate marked-up Product Data as a component of manual.
- D. Miscellaneous Record Submittals: See other Specification Sections for miscellaneous record-keeping requirements and submittals in connection with various construction activities. Submit one paper copy and annotated PDF electronic files and directories of each submittal.

PART 2 - PRODUCTS

2.1 RECORD DRAWINGS

- A. Record Prints: Maintain one set of marked-up paper copies of the Contract Drawings and Shop Drawings, incorporating new and revised drawings as modifications are issued.
 - 1. Preparation: Mark record prints to show the actual installation where installation varies from that shown originally. Require individual or entity who obtained record data, whether individual or entity is Installer, subcontractor, or similar entity, to provide information for preparation of corresponding marked-up record prints.
 - a. Give particular attention to information on concealed elements that would be difficult to identify or measure and record later.
 - b. Accurately record information in an acceptable drawing technique.
 - c. Record data as soon as possible after obtaining it.
 - d. Record and check the markup before enclosing concealed installations.
 - e. Cross-reference record prints to corresponding archive photographic documentation.
 - 2. Content: Types of items requiring marking include, but are not limited to, the following:
 - a. Dimensional changes to Drawings.
 - b. Revisions to details shown on Drawings.
 - c. Changes made by Change Order or Construction Change Directive.
 - d. Changes made following Engineer's written orders.
 - e. Field records for variable and concealed conditions.
 - 3. Mark the Contract Drawings and Shop Drawings completely and accurately. Use personnel proficient at recording graphic information in production of marked-up record prints.
 - 4. Mark record sets with erasable, red-colored pencil. Use other colors to distinguish between changes for different categories of the Work at same location.
 - 5. Mark important additional information that was either shown schematically or omitted from original Drawings.
 - 6. Note Construction Change Directive numbers, alternate numbers, Change Order numbers, and similar identification, where applicable.

- B. Format: Identify and date each record Drawing; include the designation "PROJECT RECORD DRAWING" in a prominent location.
1. Record Prints: Organize record prints and newly prepared record Drawings into manageable sets. Bind each set with durable paper cover sheets. Include identification on cover sheets.
 2. Format: Annotated PDF electronic file.
 3. Record Digital Data Files: Organize digital data information into separate electronic files that correspond to each sheet of the Contract Drawings. Name each file with the sheet identification. Include identification in each digital data file.
 4. Identification: As follows:
 - a. Project name.
 - b. Date.
 - c. Designation "PROJECT RECORD DRAWINGS."
 - d. Name of Engineer.
 - e. Name of Contractor.

2.2 RECORD SPECIFICATIONS

- A. Preparation: Mark Specifications to indicate the actual product installation where installation varies from that indicated in Specifications, addenda, and contract modifications.
1. Give particular attention to information on concealed products and installations that cannot be readily identified and recorded later.
 2. Mark copy with the proprietary name and model number of products, materials, and equipment furnished, including substitutions and product options selected.
 3. Record the name of manufacturer, supplier, Installer, and other information necessary to provide a record of selections made.
 4. For each principal product, indicate whether record Product Data has been submitted in operation and maintenance manuals instead of submitted as record Product Data.
 5. Note related Change Orders, record Product Data, and record Drawings where applicable.
- B. Format: Submit record Specifications as annotated PDF electronic file and paper copy.

2.3 RECORD PRODUCT DATA

- A. Preparation: Mark Product Data to indicate the actual product installation where installation varies substantially from that indicated in Product Data submittal.
1. Give particular attention to information on concealed products and installations that cannot be readily identified and recorded later.
 2. Include significant changes in the product delivered to Project site and changes in manufacturer's written instructions for installation.
 3. Note related Change Orders, record Specifications, and record Drawings where applicable.

- B. Format: Submit record Product Data as annotated PDF electronic file and paper copy.
 - 1. Include record Product Data directory organized by Specification Section number and title, electronically linked to each item of record Product Data.

PART 3 - EXECUTION

3.1 RECORDING AND MAINTENANCE

- A. Recording: Maintain one copy of each submittal during the construction period for project record document purposes. Post changes and revisions to project record documents as they occur; do not wait until end of Project.
- B. Maintenance of Record Documents and Samples: Store record documents and Samples in the field office apart from the Contract Documents used for construction. Do not use project record documents for construction purposes. Maintain record documents in good order and in a clean, dry, legible condition, protected from deterioration and loss. Provide access to project record documents for Engineer's reference during normal working hours.

END OF SECTION 017839

SECTION 26 05 00
BASIC ELECTRICAL MATERIALS AND METHODS

PART 1 - GENERAL

1.1 RELATED DOCUMENTS

- A. Drawings and general provisions of the Contract, including General and Supplementary Conditions and Division 1 Specification Sections, apply to this Section.

1.2 SUMMARY

- A. This Section includes the following:
 1. Raceways.
 2. Building wire and connectors.
 3. Electrical identification.
 4. Electrical demolition.
 5. Cutting and patching for electrical construction.
 6. Touchup painting.

1.3 DEFINITIONS

- A. EMT: Electrical metallic tubing.
- B. RMC: Rigid metal conduit.
- C. LFMC: Liquidtight flexible metal conduit.
- D. SMR: Surface Metal Raceway (Wiremold)

1.4 QUALITY ASSURANCE

- A. Electrical Components, Devices, and Accessories: Listed and labeled as defined in NFPA 70, Article 100, by a testing agency acceptable to authorities having jurisdiction, and marked for intended use.
- B. Comply with NFPA 70, 2008 Edition.

1.5 COORDINATION

- A. Coordinate chases, slots, inserts, sleeves, and openings with existing building construction.
- B. Sequence, coordinate, and integrate installing electrical materials and equipment for efficient flow of the Work.
- C. Where electrical identification devices are applied to field-finished surfaces, coordinate installation of identification devices with completion of finished surface.

1.6 SUBMITTALS

- A. Provide the quantity listed below for each item requiring a submittal.

Shop Drawings: Initial Submittal: 3 sets of 30" x 42" blue- or black-line prints.

Final Submittal: 2 sets of 30" x 42" blue- or black-line prints and 1 set of 30" x 42" bond or vellum drawings.

Record Drawings: 1 set of 30" x 42" blue- or black-line prints and 1 set of 30" x 42" bond or vellum drawings.

Product Data: 1 original (manufacturer's published/printed cut sheets) and 2 copies of each item. Each set shall be bound in a separate 3-ring binder/notebook with labeled section tabs/dividers.

Operating and Maintenance Manuals: 3 sets, each bound in a 3-ring binder/notebook with labeled section tabs/dividers.

- B. RECORD DRAWINGS

Prepare record documents to indicate installed conditions for:

Horizontal and vertical raceway systems; type, size, and location.

Equipment and device locations (exposed and concealed).

Approved substitutions, contract modifications, and actual equipment and materials installed.

- C. OPERATING AND MAINTENANCE MANUALS

Prepare maintenance manuals to include the following information for equipment items:

Description of function, normal operating characteristics and limitations, engineering data and tests, and complete nomenclature with commercial numbers of replacement parts.

Manufacturer's printed operating procedures to include start-up, routine and normal operating instructions; control, shutdown, and emergency instructions.

Maintenance procedures for routine preventative maintenance and troubleshooting; disassembly, repair, and reassembly; and adjusting instructions.

Servicing instructions and schedules.

PART 2 - PRODUCTS

2.1 RACEWAYS

- A. EMT: ANSI C80.3, zinc-coated steel, **with compression fittings.**
- B. RMC: Zinc-coated steel, with threaded fittings.
- C. LFMC: Zinc-coated steel with sunlight-resistant and mineral-oil-resistant plastic jacket.
- D. Surface Raceways: Wiremold #2300 surface raceway systems or prior approved equal. Surface raceways shall have manufacturer's White finish. Provide fittings and boxes that mate and match with surface raceway. Fittings and boxes shall have finishes to match surface raceways.
- E. Raceway Fittings: Specifically designed for the raceway type with which used.

2.2 CONDUCTORS

- A. Conductors, No. 10 AWG and Smaller: Solid or stranded copper.
- B. Conductors, Larger Than No. 10 AWG: Stranded copper.
- C. Insulation: Thermoplastic, rated at 75 deg C minimum.
- D. Wire Connectors and Splices: Units of size, ampacity rating, material, type, and class suitable for service indicated.

2.3 ELECTRICAL IDENTIFICATION

- A. Identification Devices: A single type of identification product for each application category. Use colors prescribed by ANSI A13.1, NFPA 70, and these Specifications.
- B. Cable Labels: Comply with ANSI A13.1, Table 3, for minimum size of letters for legend and minimum length of color field for each raceway and cable size.
 - 1. Type: Preprinted, flexible, self-adhesive, vinyl. Legend is overlaminated with a clear, weather- and chemical-resistant coating.
 - 2. Color: Black letters on orange background.
 - 3. Legend: Indicates voltage.
- C. Colored Adhesive Marking Tape for Wires and Cables: Self-adhesive vinyl tape, not less than 1 inch wide by 3 mils thick (25 mm wide by 0.08 mm thick).
- D. Tape Markers for Wire: Vinyl or vinyl-cloth, self-adhesive, wraparound type with preprinted numbers and letters.
- E. Engraved-Plastic Labels, Signs, and Instruction Plates: Engraving stock, melamine plastic laminate punched or drilled for mechanical fasteners 1/16-inch minimum thickness for signs up to 20 sq. in. and 1/8-inch minimum thickness for larger sizes. Engraved legend in black letters on white background.
- F. Warning and Caution Signs: Comply with 29 CFR, Chapter XVII, Part 1910.145. Weather-resistant, nonfading, preprinted, cellulose-acetate butyrate signs with 0.0396-inch galvanized-steel backing, with colors, legend, and size appropriate to the application. 1/4-inch grommets in corners for mounting.
- G. Fasteners for Nameplates and Signs: Self-tapping, stainless-steel screws or No. 10/32 stainless-steel machine screws with nuts and lock-washers.

2.4 TOUCHUP PAINT

- A. For Equipment: Equipment manufacturer's paint selected to match installed equipment finish.
- B. Galvanized Surfaces: Zinc-rich paint recommended by item manufacturer.

PART 3 - EXECUTION

3.1 ELECTRICAL EQUIPMENT INSTALLATION

- A. Headroom Maintenance: If mounting heights or other location criteria are not indicated, arrange and install components and equipment to provide the maximum possible headroom.
- B. Materials and Components: Install level, plumb, and parallel and perpendicular to other building systems and components, unless otherwise indicated.
- C. Equipment: Install to facilitate service, maintenance, and repair or replacement of components. Connect for ease of disconnecting, with minimum interference with other installations.
- D. Right of Way: Give to existing raceways and piping systems installed at a required slope.

3.2 RACEWAY APPLICATION

- A. Use the following raceways for indoor installations unless noted otherwise on plan:
 - 1. Dry locations: EMT - Conceal in existing walls and above existing ceilings, unless prior approved by the Engineer. **Provide Wiremold surface raceways where indicated.**
 - 2. Damp or Wet Locations: RMC.
 - 3. Flexible Connection to Equipment: LFMC.
 - 4. Boxes, Gutters and Enclosures: NEMA 250, Type 1.

3.3 RACEWAY AND CABLE INSTALLATION

- A. Install raceways and cables at least 6 inches away from parallel runs of flues and steam or hot-water pipes. Locate horizontal raceway runs above water and steam piping.
- B. Use temporary raceway caps to prevent foreign matter from entering.
- C. Make conduit bends and offsets so ID is not reduced. Keep legs of bends in the same plane and straight legs of offsets parallel, unless otherwise indicated.
- D. Use raceway and cable fittings compatible with raceways and cables and suitable for use and location.
- E. **Core or hammer drill holes in existing masonry walls, floors and ceilings as required to install raceways. Seal openings to prevent entry of moisture. Provide firestopping where applicable (2-hour rated, minimum).**

3.4 WIRING METHODS FOR POWER AND CONTROL CIRCUITS

- A. Feeders and Branch Circuits: Type THWN insulated conductors in raceway.
- B. Control Wires and Cables: Provide wires and cables with conductors and insulation types as recommended by the fire alarm system manufacturer. Conductor sizes, insulation types, and outside diameter of each control wire and cable shall be indicated on required shop drawings. **Also, each conduit run indicated on the shop drawings shall include the number and type of cables, as well as the conduit size for each leg of conduit. Conduit fill shall not exceed 40 percent in any case.**

3.5 WIRING INSTALLATION

- A. Install splices and taps that are compatible with conductor material and that possess equivalent or better mechanical strength and insulation ratings than unspliced conductors.

3.6 IDENTIFICATION OF MATERIALS AND DEVICES

- A. Install at locations for most convenient viewing without interference with operation and maintenance of equipment.
- B. Coordinate names, abbreviations, colors, and other designations used for electrical identification with corresponding designations indicated in the Contract Documents or required by codes and standards. Use consistent designations throughout Project.
- C. Identify source and circuit numbers in each cabinet, pull and junction box, and outlet box. Color-coding shall be used.
- D. Color-code 208/120-V system secondary service, feeder, and branch-circuit conductors throughout the secondary electrical system as follows:
 - 1. Phase A: Black.
 - 2. Phase B: Red.
 - 3. Phase C: Blue.
 - 4. Neutral: White.
 - 5. Ground: Green.
- E. Install warning, caution, and instruction signs where required to comply with 29 CFR, Chapter XVII, Part 1910.145, and where needed to ensure safe operation and maintenance of electrical systems and of items to which they connect. Install engraved plastic-laminated instruction signs with approved legend where

instructions are needed for system or equipment operation. Install metal-backed butyrate signs for outdoor items.

3.7 FIRESTOPPING

- A. Apply 2-hour rated firestopping system to cable and raceway for all wall and floor penetrations.

3.8 DEMOLITION

- A. Protect existing electrical and mechanical equipment installations. If damaged or disturbed in the course of the Work, remove damaged portions and install new products of equal capacity, quality, and functionality.
- B. Accessible Work: Remove exposed electrical equipment and installations, indicated to be demolished, in their entirety.
- C. Remove demolished material from Project site, except that existing fire alarm devices and equipment shall be turned over to Todd Griffin, USC Fire Marshal.
- D. Remove, store, and clean components indicated for relocation.

3.9 CUTTING AND PATCHING

- A. Cut, channel, chase, and drill walls, partitions, ceilings, and other surfaces required to permit electrical installations. Perform cutting by skilled mechanics of trades involved.
- B. Repair and refinish disturbed finish materials and other surfaces to match adjacent undisturbed surfaces. Install new fireproofing where existing fireproofing has been disturbed. Repair and refinish materials and other surfaces by skilled mechanics of trades involved.

3.10 FIELD QUALITY CONTROL

- A. Inspect installed components for damage and faulty work, including the following:
 - 1. Raceways.
 - 2. Building wire and connectors.
 - 3. Supporting devices for electrical components.
 - 4. Electrical identification.
 - 5. Electrical demolition.

6. Cutting and patching for electrical construction.
7. Touchup painting.

3.11 REFINISHING AND TOUCHUP PAINTING

A. Refinish and touch up paint.

1. Clean damaged and disturbed areas and apply primer, intermediate, and finish coats to suit the degree of damage at each location.
2. Follow paint manufacturer's written instructions for surface preparation and for timing and application of successive coats.
3. Repair damage to galvanized finishes with zinc-rich paint recommended by manufacturer.

3.12 CLEANING AND PROTECTION

- A. On completion of installation of equipment, raceways, fittings and devices inspect exposed finish. Remove burrs, dirt, paint spots, and construction debris.
- B. Protect equipment and installations and maintain conditions to ensure that coatings, finishes, and cabinets are without damage or deterioration at time of Substantial Completion.

END OF SECTION 26 05 00

SECTION 26 05 10 THROUGH-PENETRATION FIRESTOP SYSTEMS

PART 1 - GENERAL

1.1 SUMMARY

- A. This Section includes through-penetration firestop systems for penetrations fire-resistance-rated wall assemblies, including openings containing penetrating items.

1.2 PERFORMANCE REQUIREMENTS

- A. General: For the following constructions, provide through-penetration firestop systems that are produced and installed to resist spread of fire according to requirements indicated, resist passage of smoke and other gases, and maintain original fire-resistance rating of assembly penetrated.
 - 1. Fire-resistance-rated load-bearing walls, including partitions, with fire-protection-rated openings.
 - 2. Fire-resistance-rated non-load-bearing walls, including partitions, with fire-protection-rated openings.
 - 3. Fire-resistance-rated floor assemblies.
- B. For through-penetration firestop systems exposed to view, provide products with flame-spread ratings of less than 25 and smoke-developed ratings of less than 450, as determined per ASTM E 84.
- C. **Provide 2-hour rated firestop systems for all wall, floor, and ceiling race-way penetrations.**

1.3 SUBMITTALS

- A. Product Data: For each type of through-penetration firestop system product indicated.

1.4 QUALITY ASSURANCE

- A. Installer Qualifications: An experienced installer who has completed through-penetration firestop systems similar in material, design, and extent to that indi-

cated for this Project and whose work has resulted in construction with a record of successful in-service performance.

- B. Source Limitations: Obtain through-penetration firestop systems, for each kind of penetration and construction condition encountered, from a single manufacturer.
- C. Fire-Test-Response Characteristics: Provide through-penetration firestop systems that comply with the following requirements and those specified in "Performance Requirements" Article:
 - 1. Firestopping tests shall be performed by a qualified testing and inspecting agency. A qualified testing and inspecting agency is **UL**.

1.5 DELIVERY, STORAGE, AND HANDLING

- A. Deliver through-penetration firestop system products to Project site in original, unopened containers or packages with intact and legible manufacturers' labels identifying product and manufacturer; date of manufacture; lot number; shelf life, if applicable; qualified testing and inspecting agency's classification marking applicable to Project; curing time; and mixing instructions for multicomponent materials.
- B. Store and handle materials for through-penetration firestop systems to prevent their deterioration or damage due to moisture, temperature changes, contaminants, or other causes.

1.6 PROJECT CONDITIONS

- A. Environmental Limitations: Do not install through-penetration firestop systems when ambient or substrate temperatures are outside limits permitted by through-penetration firestop system manufacturers or when substrates are wet due to rain, frost, condensation, or other causes.
- B. Ventilate through-penetration firestop systems per manufacturer's written instructions by natural means or, where this is inadequate, forced-air circulation.

1.7 COORDINATION

- A. Coordinate construction of openings and penetrating items to ensure that through-penetration firestop systems are installed according to specified requirements.

- B. Coordinate sizing of sleeves, openings, core-drilled holes, or cut openings to accommodate through-penetration firestop systems.
- C. Do not cover up through-penetration firestop system installations that will become concealed behind other construction until Owner's inspecting agency and building inspector, if required by authorities having jurisdiction, have examined each installation.

PART 2 - PRODUCTS

2.1 MANUFACTURERS

- A. Available Products: Subject to compliance with requirements, through-penetration firestop systems that may be incorporated into the Work include, but are not limited to, those systems indicated in the Through-Penetration Firestop System Schedule at the end of Part 3.
- B. Manufacturers: Subject to compliance with requirements, provide products by one of the following:
 - 1. Firestop Systems Inc.
 - 2. Hilti
 - 3. International Protective Coatings Corp.
 - 4. Nelson Firestop Products.
 - 5. 3M Fire Protection Products.
 - 6. Specified Technologies, Inc. (STI)

2.2 FIRESTOPPING, GENERAL

- A. Compatibility: Provide through-penetration firestop systems that are compatible with one another, with the substrates forming openings, and with the items, if any, penetrating through-penetration firestop systems, under conditions of service and application, as demonstrated by through-penetration firestop system manufacturer based on testing and field experience.
- B. Accessories: Provide components for each through-penetration firestop system that are needed to install fill materials and to comply with "Performance Requirements" Article. Use only components specified by through-penetration firestop system manufacturer and approved by the qualified testing and inspecting agency for firestop systems indicated. Accessories include, but are not limited to, the following items:
 - 1. Permanent forming/damming/backing materials, including the following:

- a. Slag-/rock-wool-fiber insulation.
 - b. Sealants used in combination with other forming/damming/backing materials to prevent leakage of fill materials in liquid state.
 - c. Fire-rated form board.
 - d. Fillers for sealants.
2. Temporary forming materials.
 3. Substrate primers.
 4. Collars.
 5. Steel sleeves.

2.3 FILL MATERIALS

- A. General: Provide through-penetration firestop systems containing the types of fill materials indicated in the Through-Penetration Firestop System Schedule at the end of Part 3 by reference to the types of materials described in this Article. Fill materials are those referred to in directories of the referenced testing and inspecting agencies as fill, void, or cavity materials.
- B. Latex Sealants: Single-component latex formulations that after cure do not re-emulsify during exposure to moisture.
- C. Mortars: Prepackaged, dry mixes consisting of a blend of inorganic binders, hydraulic cement, fillers, and lightweight aggregate formulated for mixing with water at Project site to form a nonshrinking, homogeneous mortar.
- D. Silicone Sealants: Moisture-curing, single-component, silicone-based, neutral-curing elastomeric sealants of grade indicated below:
 1. Grade for Horizontal Surfaces: Pourable (self-leveling) formulation for openings in floors and other horizontal surfaces.
 2. Grade for Vertical Surfaces: Nonsag formulation for openings in vertical and other surfaces.

2.4 MIXING

- A. For those products requiring mixing before application, comply with through-penetration firestop system manufacturer's written instructions for accurate proportioning of materials, water (if required), type of mixing equipment, selection of mixer speeds, mixing containers, mixing time, and other items or procedures needed to produce products of uniform quality with optimum performance characteristics for application indicated.

PART 3 - EXECUTION

3.1 EXAMINATION

- A. Examine substrates and conditions, with Installer present, for compliance with requirements for opening configurations, penetrating items, substrates, and other conditions affecting performance.
- B. Proceed with installation only after unsatisfactory conditions have been corrected.

3.2 PREPARATION

- A. Surface Cleaning: Clean out openings immediately before installing through-penetration firestop systems to comply with written recommendations of firestop system manufacturer and the following requirements:
 - 1. Remove from surfaces of opening substrates and from penetrating items foreign materials that could interfere with adhesion of through-penetration firestop systems.
 - 2. Clean opening substrates and penetrating items to produce clean, sound surfaces capable of developing optimum bond with through-penetration firestop systems. Remove loose particles remaining from cleaning operation.
 - 3. Remove laitance and form-release agents from concrete.
- B. Priming: Prime substrates where recommended in writing by through-penetration firestop system manufacturer using that manufacturer's recommended products and methods. Confine primers to areas of bond; do not allow spillage and migration onto exposed surfaces.
- C. Masking Tape: Use masking tape to prevent through-penetration firestop systems from contacting adjoining surfaces that will remain exposed on completion of Work and that would otherwise be permanently stained or damaged by such contact or by cleaning methods used to remove smears from firestop system materials. Remove tape as soon as possible without disturbing firestop system's seal with substrates.

3.3 THROUGH-PENETRATION FIRESTOP SYSTEM INSTALLATION

- A. General: Install through-penetration firestop systems to comply with "Performance Requirements" Article and firestop system manufacturer's written instal-

lation instructions and published drawings for products and applications indicated.

- B. Install forming/damming/backing materials and other accessories of types required to support fill materials during their application and in the position needed to produce cross-sectional shapes and depths required to achieve fire ratings indicated.
 - 1. After installing fill materials, remove combustible forming materials and other accessories not indicated as permanent components of firestop systems.
- C. Install fill materials for firestop systems by proven techniques to produce the following results:
 - 1. Fill voids and cavities formed by openings, forming materials, accessories, and penetrating items as required to achieve fire-resistance ratings indicated.
 - 2. Apply materials so they contact and adhere to substrates formed by openings and penetrating items.
 - 3. For fill materials that will remain exposed after completing Work, finish to produce smooth, uniform surfaces that are flush with adjoining finishes.
- D. Install cable tray pathways in/through existing fire rated walls and smoke barriers as recommended by the pathway system manufacturer.

3.4 FIELD QUALITY CONTROL

- A. Proceed with enclosing through-penetration firestop systems with other construction only after Owner inspection is completed.
- B. Where deficiencies are found, repair or replace through-penetration firestop systems so they comply with requirements.

3.5 IDENTIFICATION

- A. Identify through-penetration firestop systems with pressure-sensitive, self-adhesive, preprinted vinyl labels. Attach labels permanently to surfaces of penetrated construction on both sides of each firestop system installation where labels will be visible to anyone seeking to remove penetrating items or firestop systems. Include the following information on labels:
 - 1. The words: "Warning--Through-Penetration Firestop System--Do Not Disturb. Notify Building Management of Any Damage."

2. Contractor's name, address, and phone number.
3. Through-penetration firestop system designation of applicable testing and inspecting agency.
4. Date of installation.
5. Through-penetration firestop system manufacturer's name.
6. Installer's name.

3.6 CLEANING AND PROTECTION

- A. Clean off excess fill materials adjacent to openings as Work progresses by methods and with cleaning materials that are approved in writing by through-penetration firestop system manufacturers and that do not damage materials in which openings occur.
- B. Provide final protection and maintain conditions during and after installation that ensure through-penetration firestop systems are without damage or deterioration at time of Substantial Completion. If, despite such protection, damage or deterioration occurs, cut out and remove damaged or deteriorated through-penetration firestop systems immediately and install new materials to produce through-penetration firestop systems complying with specified requirements.

END OF SECTION 26 05 10

SECTION 26 06 00
GROUNDING AND BONDING

PART 1 - GENERAL

1.1 RELATED DOCUMENTS

- A. Drawings and general provisions of the Contract, including General and Supplementary Conditions and Division 1 Specification Sections, apply to this Section.

1.2 SUMMARY

- A. This Section includes methods and materials for grounding systems and equipment.

1.3 QUALITY ASSURANCE

- A. Electrical Components, Devices, and Accessories: Listed and labeled as defined in NFPA 70, Article 100, by a testing agency acceptable to authorities having jurisdiction, and marked for intended use.
- B. Comply with UL 467 for grounding and bonding materials and equipment.

PART 2 - PRODUCTS

2.1 CONDUCTORS

- A. Insulated Conductors: Copper wire or cable insulated for 600 V unless otherwise required by applicable Code or authorities having jurisdiction.
- B. Bare Copper Conductors:
 - 1. Solid Conductors: ASTM B 3.
 - 2. Stranded Conductors: ASTM B 8.

2.2 CONNECTORS

- A. Listed and labeled by a nationally recognized testing laboratory acceptable to authorities having jurisdiction for applications in which used, and for specific types, sizes, and combinations of conductors and other items connected.
- B. Bolted Connectors for Conductors: Copper or copper alloy, bolted pressure-type, with at least two bolts.

PART 3 - EXECUTION

3.1 APPLICATIONS

- A. Conductors: Install solid conductor for No. 8 AWG and smaller, and stranded conductors for No. 6 AWG and larger, unless otherwise indicated.
- B. Conductor Terminations and Connections:
 - 1. Connections to ground buses: Bolted connectors.
 - 2. **Connections for splices: Terminal blocks.**
- C. **Cable Shield Terminations and Connections: Terminal Blocks.**

3.2 EQUIPMENT GROUNDING

- A. Install insulated equipment grounding conductors with all feeders and branch circuits.

3.3 INSTALLATION

- A. Grounding Conductors: Route along shortest and straightest paths possible, unless otherwise indicated or required by Code. Avoid obstructing access or placing conductors where they may be subjected to strain, impact, or damage.
- B. Bonding Straps and Jumpers: Install in locations accessible for inspection and maintenance, except where routed through short lengths of conduit.
 - 1. Bonding to Equipment Mounted on Vibration Isolation Hangers and Supports: Install so vibration is not transmitted to rigidly mounted equipment.

END OF SECTION 26 06 00

SECTION 26 07 20

ELECTRICAL SUPPORTS AND SEISMIC RESTRAINTS

PART 1 - GENERAL

1.1 SUMMARY

- A. This Section includes the following:
 - 1. Hangers and supports for electrical equipment and systems.
 - 2. Seismic restraints for electrical equipment and systems.

1.2 QUALITY ASSURANCE

- A. Comply with most stringent seismic-restraint requirements in the IBC unless requirements in this Section are more stringent.
- B. Welding: Qualify procedures and personnel according to AWS D1.1/D1.1M, "Structural Welding Code - Steel."

PART 2 - PRODUCTS

2.1 SUPPORT, ANCHORAGE, AND ATTACHMENT COMPONENTS

- A. Steel Slotted Support Systems: Comply with MFMA-3, factory-fabricated components for field assembly, and provide finish suitable for the environment in which installed.
 - 1. Manufacturers:
 - a. Cooper B-Line; a division of Cooper Industries.
 - b. ERICO International Corporation.
 - c. Allied Support Systems; Power-Strut Unit.
 - d. GS Metals Corp.
 - e. Michigan Hanger Co., Inc.; O-Strut Div.
 - f. National Pipe Hanger Corp.
 - g. Thomas & Betts Corporation.
 - h. Unistrut; Tyco International, Ltd.
 - i. Wesanco, Inc.

2. Channel Dimensions: Selected for structural loading and applicable seismic forces.
- B. Raceway and Cable Supports: As described in NECA 1.
 - C. Conduit and Cable Support Devices: Steel and malleable-iron hangers, clamps, and associated fittings, designed for types and sizes of raceway or cable to be supported.
 - D. Structural Steel for Fabricated Supports and Restraints: ASTM A 36/A 36M, steel plates, shapes, and bars; black and galvanized.
 - E. Mounting, Anchoring, and Attachment Components: Items for fastening electrical items or their supports to building surfaces include the following:
 1. Mechanical-Expansion Anchors: Insert-wedge-type, zinc-coated steel, for use in hardened portland cement concrete with tension, shear, and pullout capacities appropriate for supported loads and building materials in which used.
 - a. Manufacturers:
 - 1) Cooper B-Line; a division of Cooper Industries.
 - 2) Empire Tool and Manufacturing Co., Inc.
 - 3) Hilti, Inc.
 - 4) ITW Construction Products.
 - 5) MKT Fastening, LLC.
 - 6) Powers Fasteners.
 2. Clamps for Attachment to Steel Structural Elements: MSS SP-58, type suitable for attached structural element.
 3. Through Bolts: Structural type, hex head, high strength. Comply with ASTM A 325.
 4. Toggle Bolts: All-steel springhead type.
 5. Hanger Rods: Threaded steel.

2.2 SEISMIC-RESTRAINT COMPONENTS

- A. Rated Strength, Features, and Application Requirements for Restraint Components:
 1. Structural Safety Factor: Strength in tension, shear, and pullout force of components used shall be at least five times the maximum seismic forces to which they will be subjected.

- B. Angle and Channel-Type Brace Assemblies: Steel angles or steel slotted-support-system components; with accessories for attachment to braced component at one end and to building structure at the other end.

2.3 FABRICATED METAL EQUIPMENT SUPPORT ASSEMBLIES

- A. Description: Welded or bolted, structural-steel shapes, shop or field fabricated to fit dimensions of supported equipment.

PART 3 - EXECUTION

3.1 APPLICATION

- A. Comply with NECA 1 for application of hangers and supports for electrical equipment and systems, unless requirements in this Section or applicable Code are stricter.

3.2 SUPPORT AND SEISMIC-RESTRAINT INSTALLATION

- A. Comply with NECA 1 for installation requirements, except as specified in this Article.
- B. Raceway Support Methods: In addition to methods described in NECA 1, EMT and RMC may be supported by openings through structure members, as permitted in NFPA 70.
- C. Strength of Support and Seismic-Restraint Assemblies: Select sizes of components so strength will be adequate to carry present and future static and seismic loads within specified loading limits. Minimum static design load used for strength determination shall be weight of supported components plus 200 lb (90 kg).
- D. Mounting and Anchorage of Surface-Mounted Equipment and Components: Anchor and fasten electrical items and their supports to building structural elements by the following methods, unless otherwise indicated by Code:
 1. To New Concrete: Bolt to concrete inserts.
 2. To Masonry: Approved toggle-type bolts on hollow masonry units and expansion anchor fasteners on solid masonry units.
 3. To Existing Concrete: Expansion anchor fasteners.

4. To Steel: Welded threaded studs complying with AWS D1.1/D1.1M, with lock washers and nuts, beam clamps (MSS Type 19, 21, 23, 25, or 27) complying with MSS SP-69, and/or Spring-tension clamps.
 5. To Light Steel: Sheet metal screws.
 6. Items Mounted on Hollow Walls and Nonstructural Building Surfaces: Mount on slotted-channel racks attached to substrate.
- E. Drill holes for expansion anchors in concrete at locations and to depths that avoid reinforcing bars.

3.3 INSTALLATION OF FABRICATED METAL SUPPORTS

- A. Cut, fit, and place miscellaneous metal supports accurately in location, alignment, and elevation to support and anchor electrical materials and equipment.
- B. Field Welding: Comply with AWS D1.1/D1.1M.

3.4 INSTALLATION OF SEISMIC-RESTRAINT COMPONENTS

- A. Attachment to Structure: Anchor bracing to structure at flanges of beams, upper truss chords of bar joists, or at concrete members.

3.5 ACCOMMODATION OF DIFFERENTIAL SEISMIC MOTION

- A. Make flexible connections in runs of raceways and cables where they cross expansion and seismic-control joints, where adjacent sections or branches are supported by different structural elements, and where they terminate with connection to electrical equipment that is anchored to a different structural element from the one supporting them as they approach equipment.

END OF SECTION 26 07 20

SECTION 28 31 00
FIRE ALARM SYSTEM

PART 1 - GENERAL

1.1 RELATED DOCUMENTS

- A. Drawings and general provisions of the Contract, including General and Supplementary Conditions and Division 1 Specification Sections, apply to this Section.

1.2 SUMMARY

- A. This Section includes fire alarm systems. It includes requirements for system components including but not limited to the following:
 - 1. Backboxes for fire alarm system devices.
 - 2. Manual pull stations.
 - 3. Spot type smoke detectors.
 - 4. Duct type smoke detectors.
 - 5. Remote test stations for duct smoke detectors.
 - 6. Spot type heat detectors.
 - 7. Beam type smoke detectors.
 - 8. Remote test stations for beam type smoke detectors.
 - 9. Addressable interface units (AIU's).
 - 10. Isolation control relays.
 - 11. Alarm notification appliances.
 - 12. Fire and voice command center (FVCC/FACP).
 - 13. Remote annunciator panel.
 - 14. Notification appliance circuit (NAC) panels.
 - 15. Transient voltage surge suppression (TVSS).
 - 16. Emergency power supply for FVCC.
 - 17. Digital alarm communicator transmitter (DACT).
 - 18. RJ-31X telephone jacks.
 - 19. Transponder panels.
 - 20. System instructions.
 - 21. Tags.

1.3 DEFINITIONS

- A. **Active Multiplex System:** A multiplexing system in which signaling devices are employed to transmit and receive status signals of each initiating device and/or initiating device circuit within a prescribed time interval so that lack of receipt of such signal may be interpreted as a trouble signal.
- B. **A.D.A.:** Americans with Disabilities Act Guidelines.
- C. **Alarm Initiating Devices:** Manual and automatic detection devices such as manual pull stations, heat detectors, and smoke detectors.
- D. **Alarm Notification Appliances:** Devices such as audible-only alarm units (speakers), visible-only alarm units (strobes), and combination audible/visible alarm units.
- E. **Alarm Signal:** Signifies a state of emergency requiring immediate action. Pertains to signals caused by the operation of alarm initiating devices.
- F. **Analog Smoke Detector:** A smoke detector that transmits a signal indicating varying degrees of smoke density and includes a warning system to indicate when the detector is dirty and when the detector drifts outside of its listed sensitivity range. Detectors shall include an adjustable sensitivity feature capable of being manipulated at the fire alarm control panel (FACP/FVCC).
- G. **Class B Wiring:** Wiring method used to interface non-addressable detection devices to addressable interface units (AIU's) and for notification appliance circuits. Class B circuits shall be electrically supervised such that a single break or a single ground fault condition will be indicated by a trouble signal at the FVCC no matter where the break or ground fault condition occurs.
- H. **Notification Appliance Circuit (NAC):** Circuit for connection of notification appliances. Circuits shall be electrically supervised such that a single break or a single ground fault condition will be indicated by a trouble signal at the FVCC no matter where the break or ground fault condition occurs.
- I. **Signaling Line Circuit (SLC):** Multiplex circuit for connection of alarm initiating devices. Circuits shall be electrically supervised such that a single break or a single ground fault condition will be indicated by a trouble signal at the FVCC no matter where the break or ground fault condition occurs.
- J. **Supervisory Signal:** Indicates need for action regarding maintenance of the fire detection and alarm system.

- K. Trouble Signal: Indicates that a fault, such as an open circuit or ground, has occurred in the system.
- L. Zone: Designation for an initiating device having a unique identity (for means of annunciation, status, and/or control) on a signaling line circuit.

1.4 SYSTEM DESCRIPTION

- A. General: Active multiplex, addressable, microprocessor based type system with both manual and automatic alarm initiation, and both audible and visible evacuation alarms.
- B. Signal Transmission: Multiplex signal transmission dedicated to fire alarm service only.
- C. Audible Alarm Indication: By digital tone signals on loudspeakers for general fire alarm. In addition to fire alarm notification, an audio input shall be provided in the FVCC/FACP to connect the University's Mass Notification system for voice alert messages. Signal and connectivity requirements shall be coordinated with Todd Griffin (USC Fire Marshal).
- D. Visible Alarm Indication: By synchronized strobe light units that comply with NFPA 72 and A.D.A. guidelines.
- E. System connections for alarm initiating devices: Devices shall be connected using signaling line circuits (multiplex addressable type).
- F. System connections for alarm notification appliances: Devices shall be connected using Class B notification appliance circuits.
- G. Functional Description: Provide a complete fire detection and alarm system and voice evacuation system with the following functions and operating features:
 - 1. Priority of Signals: Automatic response functions shall be accomplished by the first zone/device initiated. Alarm functions resulting from initiation by the first zone/device shall not be altered by subsequent alarms. An alarm signal shall be the highest priority. Supervisory or trouble signals shall have second- and third-level priority. Signals of a higher level priority shall take precedence over signals of lower priority even though the lower priority condition occurred first. Annunciate all alarm signals regardless of priority or order received.
 - 2. Noninterfering: Provide zoned, powered, wired, and supervised system so that a signal from one zone/device does not prevent the receipt of signals from any other zone/device. All zones/devices shall be manually

resettable from the FVCC after the initiating device or devices have been restored to normal.

3. Transmission to Remote Supervising Station: Alarm signals shall be automatically routed to USC's remote supervising station via a digital alarm communicator transmitter (DACT).
4. Function Switches at the FVCC/FACP and Remote Annunciator Panels: Switches shall provide capability for Alarm Acknowledgement, Supervisory Acknowledgement, Trouble Acknowledgement, System Reset, Alarm Silence, and AHU Shutdown.
 - a. Alarm Acknowledgement: Under normal conditions each panel shall display a "SYSTEM NORMAL" message. Should an abnormal condition be detected an appropriate LED (Alarm, Supervisory, or Trouble) shall flash and an audible signal shall be activated at each panel. Each panel shall display the following information relative to the abnormal condition of a point in the system:
 - Custom alarm point label (40 characters minimum)
 - Type of device (e.g., smoke detector, heat detector, manual pull station, etc.)
 - Point status (e.g., alarm, supervisory, trouble)
 - b. Pressing the appropriate acknowledge button shall acknowledge the alarm, supervisory, or trouble condition. After all the points have been acknowledged, the LED's shall glow steady and each panel's audible signal shall be silenced.
 - c. System Reset: The "System Reset" button shall return the system to its normal state after an alarm condition has been remedied. Should an alarm condition continue to exist, the system shall remain in an abnormal state. System control relays shall not reset. Each panel's audible signal and the Alarm LED shall be on. Each display shall indicate the total number of alarms and troubles present in the system along with a prompting to review the points. These points shall not require acknowledgement if they were previously acknowledged.
 - d. Alarm Silencing: Should the "Alarm Silence" button be pressed, all building and panel audible alarm signals shall cease operation. All building visible alarm signals shall continue operation.
 - e. AHU Shutdown: Should the "AHU Shutdown" button be pressed, all air handling units in the building shall be shutdown automatically via duct type smoke detector addressable relays in conjunction with

- isolation relays (where necessary) installed at air handling units. Pressing the button a second time shall cause all air handling units to automatically restart. Custom controls, wiring, and programming shall be provided to accomplish these features.
- f. Drill/Full Evacuation: Should the "Drill/Full Evacuation" button be pressed, all building audible alarm signals and visible signals shall be activated throughout the building. This function is not shown on the drawings, but shall be provided integral to the FVCC panels.
5. Power Loss Indication: Sound trouble signal at the FVCC upon loss of primary power at the FVCC and all transponder panels. Provide an indication at the FVCC when any portion of the system is operating on an alternate power supply.
 6. Remote Detector Status Indication:
 - a. Tamper: Status annunciation of individual smoke and heat detectors at the FVCC to indicate when a detector has been removed from its base.
 - b. Maintenance: Status annunciation of individual analog smoke detectors at the FVCC/FACP to indicate when a detector is dirty and requires cleaning or when it has drifted outside of its listed sensitivity range.
 7. Remote Detector Sensitivity Adjustment: Manipulation of controls at the FVCC/FACP shall allow the selection of specific smoke and heat detectors for adjustment, display their current status and sensitivity settings, and control changes in those settings. Provide ability of using the same controls to program repetitive scheduled changes in sensitivity of specific detectors. These adjustments shall be capable of being made by the Owner's maintenance personnel and shall not require the use of additional and/or proprietary programming equipment.
 8. Annunciation: Annunciate manual or automatic operation of any alarm or supervisory initiating device on the FVCC/FACP and remote annunciator panel indicating the location and type device.
- H. Signal Initiation: The manual or automatic operation of an alarm initiating or supervisory operating device shall cause the FVCC/FACP to transmit an appropriate signal including:
1. General Alarm: A system general alarm includes:
 - a. Audible indication of the general alarm condition at the FVCC/FACP.
 - b. Identifying the device that is the source of the alarm at the FVCC/FACP.

- c. Initiating digital tone alarms (via speakers) and visible alarms throughout the building.
 - d. Initiating transmission of a Contact ID coded alarm signal to USC's remote supervising station via a digital alarm communicator transmitter.
 - 2. Supervisory Alarm: A system supervisory alarm includes:
 - a. Audible indication of the supervisory condition at the FVCC/FACP and remote annunciator panel.
 - b. Identifying the device that is the source of the supervisory condition at the FVCC/FACP and remote annunciator panel.
 - c. Initiating transmission of a Contact ID coded supervisory alarm signal to USC's remote supervising station via a digital alarm communicator transmitter.
 - 3. Trouble Alarm: A system trouble alarm includes:
 - a. Audible indication of the trouble condition at the FVCC/FACP and remote annunciator panel.
 - b. Identifying the device that is the source of the supervisory condition at the FVCC/FACP and remote annunciator panel.
 - c. Initiating transmission of a Contact ID coded trouble alarm signal to USC's remote supervising station via a digital alarm communicator transmitter.
- I. Alarm initiation for installed fire detection devices shall be as follows:
 - 1. Manual pull station alarm operation initiates a general alarm.
 - 2. Smoke detector alarm operation of spot type smoke detectors and beam type smoke detectors initiates a general alarm.
 - a. Removal of smoke detectors from their mounting bases initiates a supervisory alarm.
 - b. Smoke detector requiring maintenance/cleaning initiates a supervisory alarm.
 - 3. Duct smoke detector alarm operation initiates a supervisory alarm, closes associated smoke dampers (where applicable), and shuts down its associated air handling unit fan.
 - 4. Heat detector alarm operation of spot type heat detectors initiates a general alarm.
 - a. Removal of heat detectors from their mounting bases initiates a supervisory alarm.

- J. Independent System Monitoring: Supervise each detection device and each alarm notification device for both normal operation and trouble.
- K. Circuit Supervision: Indicate circuit faults with both a zone and a trouble signal at the FVCC. Provide a distinctive indicating audible tone and (LED) indicating light.
- L. The maximum elapsed time between the occurrence of an alarm or a trouble condition and its indication at the FVCC/FACP shall be 10 seconds. The maximum elapsed time between the occurrence of an alarm condition and activation of all associated notification devices shall be 10 seconds.

1.5 SUBMITTALS

- A. General: Submit the following in accordance with Division 26 Section "Basic Electrical Requirements." The contractor shall not begin the installation of any raceways or boxes for the fire alarm system until shop drawings and product data have been reviewed by the Architect/Engineer.
- B. Product Data: Submit product data for all fire alarm system components including dimensioned plans, sections, and elevations showing minimum clearances, installed features and devices, and list of materials.
- C. Wiring Diagrams: Submit wiring diagrams from the manufacturer differentiating between manufacturer-installed and field-installed wiring. Include diagrams for equipment wiring and for system wiring with all terminals and interconnections identified. Include drawings indicating components for both field and factory panel wiring.
- D. Shop Drawings: Submit shop drawings from the manufacturer indicating all horizontal and vertical building wiring for detection, alarm notification, and communications circuits. Include equipment types and locations, raceway sizes, number and type of wires/cables, and conductor color coding for each circuit type. Shop drawings shall be provided on 30" x 42" (E-size) prints. In addition to the requirements of Division 26 Section "Basic Electrical Requirements", final submittal shall include one set of shop drawings on a reproducible (vellum or bond) media.
- E. Battery Calculations: Submit battery capacity calculations for both alarm and supervisory modes.
- F. Voltage Drop Calculations: Submit calculations for voltage drop of each notification appliance circuit.

- G. System Operation Description: Submit system operation description including method of operation and supervision of each type of circuit and sequence of operations for all manually and automatically initiated system inputs. Description shall cover this specific project. Manufacturer's standard descriptions for generic systems are not acceptable.
- H. Operation and Maintenance Data: Submit operation and maintenance data that will be included in the operating and maintenance manual specified in Division 26 Section "Basic Electrical Requirements." Operation and maintenance data shall cover each type of product, including all features and operating sequences, both automatic and manual. In addition, provide the following:
 - 1. Spare parts data.
 - 2. Names, addresses, and telephone numbers of service organizations that carry stock of repair parts for the systems to be furnished.
 - 3. A listing of the manufacturer's representatives responsible for installation coordination and service.
 - 4. A list of CPU addresses for every device that is provided for purposes of alarm initiation, status monitoring, supervised notification appliance circuits, and auxiliary control.
 - 5. A list of detector sensitivity setpoints for all installed smoke and heat detectors.
- I. Product certification: Submit a product certification letter signed by the manufacturer of the fire alarm system components certifying that their products comply with the referenced standards.

1.6 QUALITY ASSURANCE

- A. Installer Qualifications: Engage an experienced Installer who is a factory-authorized service representative and a licensed contractor in the State of South Carolina to perform the Work of this Section.
- B. Compliance With Local Requirements: Comply with the International Building Code (IBC), local ordinances, local regulations, requirements of the USC Fire Marshal (Todd Griffin), and requirements of the Office of the State Engineer.
- C. American National Standards Institute (ANSI): Installation of equipment, devices, and controls shall comply with:
 - 1. CABO/ANSI A117.1, "Accessible and Usable Buildings and Facilities."

- D. **NFPA Compliance:** Provide fire alarm and detection systems conforming to the requirements of the following publications:
 - 1. NFPA 70, "National Electrical Code, 2011 Edition."
 - 2. NFPA 72, "National Fire Alarm Code, 2010 Edition."
- E. **UL Listing and Labeling:** Provide system and components specified in this Section that are listed and labeled by UL.
- F. **Single-Source Responsibility:** Obtain fire alarm components from a single source who assumes responsibility for compatibility of system components furnished.

1.7 WARRANTY SERVICE

- A. **Warranty Service:** Provide maintenance of fire alarm systems and equipment for a period of 12 months commencing with Substantial Completion, using factory-authorized service representatives.
 - 1. **Basic Services:** Systematic, routine maintenance visits on a monthly basis at times coordinated with the Owner. In addition, respond to service calls within 24 hours of notification of system trouble. Adjust and replace defective parts and components with original manufacturer's replacement parts, components, and supplies.

1.8 SPARE PARTS

- A. **Indoor-Type Visual-Only Alarm Units:** Furnish three devices of each rating provided for this project.
- B. **Indoor-Type Combination Audible/Visual Alarm Units:** Furnish three devices of each rating provided for this project.
- C. **Spot Type Smoke Detectors:** Furnish three.
- D. **Spot Type Heat Detectors - 135 Degree Type:** Furnish two.
- E. **Standard Detector Bases:** Furnish 5.

PART 2 - PRODUCTS

2.1 MANUFACTURERS

1. General: Provide fire alarm systems by one of the following:
 - a. Edwards System Technology (EST).
 - b. Fire Control Instruments (FCI).
 - c. Notifier.
 - d. Simplex-Grinnell.

2.2 BACKBOXES FOR FIRE ALARM SYSTEM DEVICES

A. Flush Type Backboxes for use in Indoor "Dry" Spaces:

1. Outlet and Device Backboxes: Conform to UL 514A, "Metallic Outlet Boxes, Electrical," and UL 514B, "Fittings for Conduit and Outlet Boxes." Boxes shall be of type, shape, size, and depth to suit each location and application. Provide "old-work" type boxes where required for proper mounting in existing walls and ceilings.

B. Surface Type Backboxes for use in Indoor "Dry" Spaces:

1. Surface raceway boxes for round devices (detectors) shall be Wiremold #2338A boxes (or prior approved equal).
2. Fire detection and alarm devices that do not properly mate with Wiremold surface raceway boxes (e.g., manual pull stations and notification devices) shall be mounted on custom made surface type backboxes specifically manufactured for the installed device. Device faceplates shall mate flush with outer edges of boxes. Custom boxes shall have not more than two stamped knockouts per box and shall be painted to match surface raceway or the installed device. Where applicable, proper surface raceway entrance end fittings shall be provided to interface conduit knockouts in custom boxes with surface raceway. Fittings shall be white in color to match surface raceway

C. Surface Type Backboxes for use in Indoor "Damp and Wet" Spaces:

1. Weatherproof type backboxes shall be provided for all devices. Weatherproof type junction boxes shall be provided for all raceway junctions. Provide cast-metal boxes with threaded conduit hubs and neoprene gaskets (Crouse-Hinds, Appleton, or equal). Provide weatherproof boxes that are manufactured by the fire alarm device manufacturer where available. Provide plugs in all unused conduit hubs.

2.3 MANUAL PULL STATIONS

- A. Indoor Types for Use in "Dry" Conditioned Spaces: Single-action type, fabricated of metal or plastic, and finished in red with molded raised letter operating instructions of contrasting color. Stations requiring the breaking of a glass panel shall not be provided. Stations that require the breaking of a concealed glass rod shall not be provided. Provide custom surface backbox and mounting trims for surface mount installations. See requirements for custom surface device boxes above.
1. Addressability: Provide manual pull stations with a communication transmitter and receiver having a unique identification and status reporting capability to the FVCC/FACP. The communication transmitter and receiver (AIU) shall be either integral to the station or remote mounted from the station.
 2. Reset: Key-operated reset station switch, double pole, double throw, and rated for the voltage and current at which they operate. Provide stations with screw terminals for connections.

2.4 SMOKE DETECTORS

- A. General: Comply with UL 268, "Smoke Detectors for Fire Protective Signalling Systems." Detectors shall be analog type and shall be provided with the following features:
1. Factory Nameplate: With serial number and type identification.
 2. Operating Voltage: 24-V d.c., nominal.
 3. Self-Restoring: Provide detectors that do not require resetting or readjustment after actuation to restore them to normal operation.
 4. Plug-in Arrangement: Detector and associated encapsulated electronic components mounted in a module that connects to a fixed base with a twist-locking plug connection. The plug connection shall require no springs for secure mounting and contact maintenance. Provide terminals in the fixed base for building wiring.
 5. Visible Indicator: LED type connected to indicate detector has operated.
 6. Analog Function: Transmit signals to indicate when a detector is dirty and requires cleaning or when it has drifted outside of its listed sensitivity range.
 7. Addressability: Provide detectors with a communication transmitter and receiver having a unique identification and status reporting capability to the FVCC.

- B. Spot-Type Smoke Detectors: Include the following features and characteristics:
1. Sensor: Photoelectric type with infrared detector light source and matching silicon cell receiver.
 2. Detector Sensitivity: Adjustable between 0.6 and 3.7 percent per foot smoke obscuration when tested in accordance with UL 268. Programmed/Installed setpoint for each detector shall be 3.7% per foot.
 3. Remote Controllability: Provide detectors individually monitorable at the FVCC for calibration, sensitivity, and alarm condition, and that have the capability of having their sensitivity individually adjusted from the FVCC.
- C. Duct-Type Smoke Detector: Include the following features and characteristics:
1. Smoke detector complete with sampling tube of design and dimensions as recommended by the manufacturer for the specific duct size and installation conditions where applied. Complete with housing and programmable relay as required for fan shutdown. Housings shall be of types that are surface mounted to the exterior of ducts to allow immediate access to smoke detector; housings manufactured to be installed within ducts shall not be provided.
 2. Sensor: Photoelectric type with infrared detector light source and matching silicon cell receiver.
 3. Detector Sensitivity: Adjustable between 0.6 and 3.7 percent per foot smoke obscuration when tested in accordance with UL 268. Programmed/Installed setpoint for each detector shall be 3.7% per foot.
 4. Remote Controllability: Provide detectors individually monitorable at the FVCC for calibration, sensitivity, and alarm condition, and have capability of individually adjusting sensitivity from the FVCC. Detector units shall also shutdown air handling units and close existing smoke dampers (where applicable) via manual operation of control switch at the FVCC and the remote annunciator panel.
 5. Programmable Relay: Each detector shall be provided with an integral programmable control relay that shall be rated to properly interface with the HVAC control system for shutdown functions. Provide an isolation relay of proper ratings if the detector relay ratings do not meet HVAC system control voltage and amperage requirements.
- D. Beam Type Smoke Detector: Provide System Sensor #BEAM200s with #RTS451/RTS151 or prior approved equal.
1. Beam type smoke detectors shall have an integral motorized test feature that complies with NFPA 72 testing requirements.

2.5 COMBINATION REMOTE INDICATING LIGHT AND TEST STATIONS FOR DUCT DETECTORS

- A. General: Provide stations including a location-indicating, system-voltage light and a keyed test switch for remote status and testing of smoke detectors. Station components shall be attached to a wallplate for mounting on a single-gang wall or ceiling box, as applicable. Provide two keys to the Owner for each unit provided.

2.6 SPOT TYPE HEAT DETECTORS

- A. General: Comply with UL 521. Provide the following features:
 - 1. Factory Nameplate: With serial number and type identification.
 - 2. Visual Indicator: To indicate detector has operated.
- B. Spot Type Heat Detectors - 135 Degree Type: Fixed-Temperature only.
 - 1. Fixed Temperature Setting: Adjustable between 117 and 135 degrees Fahrenheit. Programmed/Installed setpoint for each detector shall be 135 degrees.
 - 2. Self-Restoring: Provide detectors that do not require resetting or readjustment after actuation to restore them to normal operation.
 - 3. Plug-in Arrangement: Detector and associated encapsulated electronic components mounted in a module that connects to a fixed base with a twist-locking plug connection. The plug connection shall require no springs for secure mounting and contact maintenance. Provide terminals in the fixed base for building wiring.
 - 4. Addressability: Provide detectors with a communication transmitter and receiver having a unique identification and status reporting capability to the FVCC.
 - 5. Remote Controllability: Provide detectors individually monitorable at the FVCC for calibration, sensitivity, and alarm condition, and have capability of individually adjusting sensitivity from the FVCC.

2.7 ADDRESSABLE INTERFACE UNITS (MIM'S AND RIM'S)

- A. General: Addressable interface units designed to provide either the monitoring of system components not equipped for multiplex communication and/or the actuation of dry contacts based on the operation of other detection components in the fire detection system, as applicable. Provide units with a communication

transmitter and receiver having a unique identification and status-reporting capability to the FVCC/FACP.

1. Provide a NEMA 1 box with cover for each unit.

2.8 ISOLATION CONTROL RELAYS

- A. General: Electrical relay units designed to provide isolation of operating power from switched power for other control systems. Provide units with contact ratings as required for connected loads. Operating voltage shall be 24-V d.c., nominal. Output contacts shall be Form C relay type. Provide a NEMA 1 metal backbox with cover for each relay.

2.9 ALARM NOTIFICATION APPLIANCES

- A. General: Equip alarm notification devices for mounting as indicated. Provide terminal blocks for incoming and outgoing system connections.
- B. Visible-Only Alarm Units:
 1. Strobe lights utilizing high-intensity, clear, optic lens and xenon flash tube. Provide luminaires having their lenses mounted on an aluminum faceplate. Provide the word "FIRE" engraved in minimum 1-inch-high letters displayed on the unit. Orient lettering in accordance with mounting of unit (e.g., lettering for ceiling mounted units shall be horizontal across the lens, lettering for wall mounted units shall be vertical down the lens). Strobe leads shall be factory connected to screw terminals. Provide units with lamps having intensities as indicated on the contract drawings (minimum). Where a strobe unit manufacturer does not produce units with strobe intensities that match those indicated on the contract drawings, units with the next higher intensity above the intensity specified shall be provided. Intensity requirements indicated for each unit shall be met regardless of the viewing angle to the device (e.g., dual rated 15/75 candela strobes shall only be used for 15 candela applications).
 2. Synchronized Flash: Units (and their associated notification appliance circuits) shall be arranged to provide a synchronized flash sequence for all visible alarm units throughout the building.
- C. Audible-Only Alarm Units: Comply with UL 1480, "Speakers for Fire Protective Signaling."
 1. Speakers: Compression-driver type having a frequency response of 400 to 4,000 Hz for fire alarm horn tone and 125 Hz to 12,000 Hz for voice messages. Speakers shall be equipped with an alnico V magnet and a

multiple tap, varnish impregnated, sealed matching transformer. Speakers shall be connected for wattage tap setting that produces 90 dB per UL 1480. Speakers shall be voltage-matched to the signal control panel amplifier output voltage.

- D. Combination Audible/Visible Alarm Units: Provide factory-combined audible and visible alarm units in a single mounting unit where indicated.
- E. Weatherproof Units: Provide weatherproof housing, components, and hardware and a cast metal backbox with gasket for units indicated to be weatherproof.

2.10 FIRE AND VOICE COMMAND CENTER (FVCC/FACP)

- A. General: Comply with UL 864, "Control Units for Fire Protective Signaling Systems."
- B. Cabinets: Provide red colored, lockable steel enclosures. Arrange panel so all operations required for testing or for normal care and maintenance of the system are performed from the front of the enclosure. Provide cabinets large enough to accommodate all components and to allow ample gutter space for interconnection of panels as well as field wiring. Identify each enclosure and each component by an engraved red laminated phenolic resin nameplate. Lettering on the enclosure nameplate shall not be less than 1 inch high. Identify individual components and modules within the cabinets by engraved laminated phenolic resin nameplates.
- C. Systems: Provide for separate and independent alarm and supervisory systems in the FVCC. The signaling line circuit loop boards in the FVCC shall consist of plug-in cards. Construction requiring removal of field wiring for module removal shall not be provided.
- D. Control Modules: Types and capacities to perform all functions of the fire alarm system. Provide local, visible, and audible signals to notify of any alarm, supervisory, and trouble condition. Provide each type of audible alarm with a distinctly different sound.
- E. Microphone: Include paging microphone integral to FVCC cabinet.
- F. Zones: Make provision in the FVCC for all detection, communications, and supervisory zones required to provide the functions described herein and indicated on the contract drawings.
- G. Notification Appliance Circuits: Separate notification appliance zones and associated circuits shall be provided for audible and visible notification

appliances. They shall be arranged such that audible notification appliances can be silenced during a general alarm while the visible notification appliances remain flashing. Make provision in the FVCC for all notification appliance zones and circuits (audible and visible) required to provide the functions described herein and indicated on the contract drawings. Separate Notification Appliance Circuit Panels may be provided adjacent to the fire alarm control panel if there is not adequate space in the main fire alarm control panel to house the power supplies.

1. Synchronized Flash: Visible notification appliance circuits (and their associated visible alarm notification appliances) shall be arranged to provide a synchronized flash sequence for all visible alarm notification appliances throughout the building.
- H. Alarms: Provide a digital-voice, integrated, UL listed, life safety, and emergency communication system, complying with the requirements of NFPA 72. The FVCC shall include central voice alarm system components complete with all necessary microphones, pre-amplifiers, amplifiers, and tone generators. Features shall include:
1. Amplifiers: Comply with UL 1711, "Amplifiers for Fire Protective Signaling Systems." Provide amplifier wattage capacity to accommodate all audible notification appliances where each appliance is tapped at 2 watts.
 2. Alarm Channels: Two channels to permit simultaneous transmission of different voice evacuation announcements to specific zones or floors as well as emergency mass notification announcements to specific areas via the central control microphone and remote microphone. All announcements shall be made over dedicated, supervised communication lines.
 3. **Mass Notification Messages: Provide an audio input to the FVCC such that Mass Notification messages can be broadcast over the voice alarm system speakers. Coordinate signal input and connectivity requirements with Todd Griffin (USC Fire Marshal).**
 4. Status Annunciator: Indicating the status of the various voice alarm speaker zones.
 5. Switches: Provide programmable switches within the FVCC to perform paging to specific areas/levels of the building. Paging shall not initiate a supervisory or trouble condition at the FVCC or remote annunciator panels.

2.11 REMOTE ANNUNCIATOR PANEL

- A. General: Provide an annunciator panel for the remote annunciation of alarm, supervisory, and trouble conditions. Panel shall be arranged for surface mounting as indicated on the contract drawings. Color of panel and associated trim shall be red unless prior approved by the Architect/Engineer.
- B. Alphanumeric Display and System Controls: Arrange to provide the basic interface between human operator and addressable system components, including annunciation, supervision, and control. Provide a display with a minimum of 80 characters, arranged to display alarm, supervisory, and component status messages.
- C. Switches: Provide programmable type switches to perform system control functions as specified herein.
- D. Microphone: Include paging microphone integral to annunciator cabinet.
- E. Keyed Cabinet: Provide a surface-mounted steel cabinet with glass front and keyed, hinged door for access to switches and to microphone. Provide five keys to the Owner.

2.12 TRANSIENT VOLTAGE SURGE SUPPRESSION (TVSS)

- A. General: Provide transient voltage surge suppression devices to protect the primary power branch circuits to the FVCC and to each transponder panel. Devices shall be specifically designed and UL listed to protect the type of circuit connected thereto. Fuses are not acceptable and shall not be provided.

2.13 FVCC EMERGENCY POWER SUPPLY

- A. General: Provide an emergency power supply for the FVCC. Components shall include batteries, charger, and an automatic transfer switch. The emergency power system shall be provided integral with the FVCC cabinets in lieu of providing a separate enclosure.
 - 1. Battery: Sealed lead-acid type. Provide sufficient capacity to operate the complete alarm system in normal or supervisory (nonalarm) mode for a period of 24 hours. Following this period of operation on battery power, the batteries shall have sufficient capacity to operate all components of

the system, including all alarm indicating devices in alarm or supervisory mode for a period of 5 minutes.

2. Automatic Transfer Switch: Transfer the load to the battery without loss of signals or status indications in the event of the failure of primary power.
3. Battery Charger: Solid-state, fully automatic, variable-charging-rate type. Provide for 150 percent of the connected system load while maintaining the batteries at full charge. In the event batteries are fully discharged, the charger shall recharge them fully within twelve hours. Charger output shall be supervised as part of system power supply supervision. Charger unit shall include the following features: Ammeter, Voltmeter, "Charger On" LED indicator, "Charger Trouble" LED indicator, and a "High Charge Rate" LED indicator.
4. Battery Enclosure (if required): Vented steel enclosure primed and finished in red paint.

2.14 DIGITAL ALARM COMMUNICATOR TRANSMITTER (DACT)

- A. Provide a digital alarm communicator transmitter that is UL listed for commercial fire reporting in accordance with NFPA 72. Unit shall include a two-line Digital Alarm Communication Transmitter (DACT) for communicating with a remote supervising station. The DACT shall be provided integral with the FVCC; a separate panel shall not be provided. The DACT shall be capable of transmitting all data as specified herein.
 1. Communicator Program: The system shall have a dual telephone line transmission feature. The first line shall be capable of dialing 2 telephone numbers, of 15 digits each using the switched telephone network such that if 2 unsuccessful attempts are made to the first number the system shall automatically switch to the second number and make 2 attempts. If these 2 attempts are unsuccessful the system shall switch between numbers after 2 attempts each, until a successful connection is made or a maximum of 10 tries are attempted. Once 10 unsuccessful attempts are made the system shall stop dialing. Should another event occur which requires a message to be transmitted the dialing process shall be repeated. This line shall be supervised. If the first line is tampered-with or cut-off, the second line shall transmit an alarm to the central station.
 2. Automatic Recall Time: The system shall transmit an Automatic Recall Message using the digital alarm communicating transmitter to test communications, each 24 hours.
 3. Communication Failure Alarm: Should the digital alarm communicating transmitter fail to communicate with the central monitoring station receiver

on 3 successive attempts, a trouble condition shall be activated in the FVCC.

4. Communication Reporting Format: The communicator shall be capable of communicating to USC's remote supervising station using the Silent Knight 4+2 Extended format and the Contact ID format. Programmed/Installed format for this installation shall be Contact ID.
5. Emergency Power Supply: Emergency power for the DACT unit shall be provided from the FVCC emergency power supply system specified above.
6. Remote Supervising Station Coordination: Provide system programming and coordination with USC's remote supervising station as required to establish proper communications and communicate alarm signals.

2.15 RJ-31X TELEPHONE JACKS

- A. General: Provide two RJ-31X telephone jacks for connection of DACT unit to telephone lines. Jacks shall be ADI part #MO-RJ31X or equal.

2.16 SYSTEM INSTRUCTIONS

- A. Instructions: Provide typeset, printed, or typewritten instruction cards mounted behind lexan plastic or glass covers in a stainless steel or aluminum frame. Frame shall be painted high-gloss beige. Describe steps to be taken by an operator when a signal is received as well as the functional operation of the system under all conditions: normal, alarm, and trouble. Provide one framed set of instructions adjacent to the FVCC and one adjacent to the remote annunciator panel. Obtain approval for instructions before mounting.

2.17 TAGS

- A. Tags For Identifying Tested Components: Comply with NFPA 72.

PART 3 - EXECUTION

3.1 INSTALLATION, GENERAL

- A. Install system in accordance with Codes and Standards referenced in Parts 1 and 2 of this Section.

3.2 EQUIPMENT INSTALLATION

- A. Existing Fire Alarm Equipment: Maintain fully operational until the new equipment has been tested and accepted. As new equipment is installed, label it "NOT IN SERVICE" until the new equipment is accepted. Remove tags from new equipment when put into service and tag existing fire alarm equipment "NOT IN SERVICE" until removed from the building.
- B. Equipment Removal: After acceptance of the new fire alarm system, remove existing, disconnected fire alarm equipment and restore damaged surfaces where raceways and anchors are removed. Remove from the site and legally dispose of all existing materials, except that existing detection devices, notification appliances, and fire alarm control panels shall be turned over to the USC Fire Marshal (Todd Griffin).
 - 1. Unless noted otherwise, provide blank, phenolic, white wallplates over recessed boxes that are exposed by removal of devices. Provide custom size wallplates where required to completely cover odd size openings.
- C. Backboxes for Fire Alarm System Devices: Install recessed boxes adjacent to existing structural members where possible and fasten boxes to structural members for added support. Provide screw-type "old work" box clips where applicable for recessed boxes. Fasten surface mounted boxes to structural members where possible. Use electronic stud-finder tools to aid in locating concealed structural members.
- D. Manual Pull Stations: Mount as indicated on the contract drawings.
- E. Spot Type Smoke Detectors: Install detectors indicated to be ceiling mounted not less than 4 inches from a side wall to the near edge. Detectors shall be semi-flush mounted on recessed backboxes unless noted or detailed otherwise. Backboxes shall be supported independent of acoustical drop ceilings – provide ceiling brackets to support boxes from grid. On smooth ceilings, install detectors not over 30 feet apart in any direction. Install detectors located on the wall at least 4 inches but not more than 12 inches below the ceiling. Install detectors no closer than 3 feet from air registers unless prior approved by the Architect/Engineer.
- F. Duct Smoke Detectors: Mount units on duct work as recommended by the manufacturer and in accordance with NFPA 72, the International Mechanical Code, and NFPA 90A. Provide all electrical power and control circuits as required to shutdown air handlers, close existing smoke dampers (where applicable), and any associated duct heaters.
- G. Combination Remote Indicating Light and Test Stations:

1. Wall Mounted: Mount stations in a single-gang, surface raceway type wall box at 60 inches above finished floor.
- H. Spot Type Heat Detectors: Install detectors indicated to be ceiling mounted not less than 4 inches from a side wall to the near edge. Detectors located on structural ceilings shall be surface mounted on the bottom side of existing beams and joists, where applicable. Detectors located on acoustical or gypsum drop ceilings shall be semi-flush mounted on recessed backboxes unless noted or detailed otherwise. Backboxes shall be supported independent of acoustical drop ceilings – provide ceiling brackets to support boxes from grid. Install detectors located on the wall at least 4 inches but not more than 12 inches below the ceiling. Install detectors no closer than 3 feet from air registers unless prior approved by the Architect/Engineer.
- I. Addressable Interface Units (MIM's & RIM's): Install units in a NEMA 1 enclosure.
- J. Isolation Control Relays: Install units in a NEMA 1 enclosure.
- K. Alarm Notification Appliances: Mount as indicated on the contract drawings. Provide supervised wiring of appliances.
- L. Fire and Voice Command Center Panels: Mount with tops of cabinets not more than 6 feet above the finished floor. Provide surface mounted units as indicated on the contract drawings.
- M. Transient Voltage Surge Suppression Device: Install device either integral with the FVCC or adjacent to the FVCC cabinet in a NEMA 1 enclosure.
- N. FVCC Battery Enclosure: Provide batteries integral with the FVCC cabinet.
- O. Digital Alarm Communicator Transmitter: Provide telephone line connections from the existing telephone backboard to the DACT. Coordinate telephone line requirements with the Owner to ensure that proper telephone lines are used in accordance with NFPA 72 and the DACT manufacturer's requirements. Provide system programming and coordination with USC's remote supervising station as required to establish proper communications and communicate alarm signals.
- P. RJ-31X Telephone Jacks: Mount jacks in the FVCC enclosure.
- Q. Notification Appliance Circuit Panels (if required): Surface mount panels on existing walls adjacent to the FVCC.

- R. System Instructions: Securely fasten framed system instructions to walls at 60" above finished floor.

3.3 WIRING AND RACEWAY INSTALLATION

- A. General: Provide raceway and wiring to all equipment and devices indicated on the contract drawings. The contract drawings indicate partial raceway and wiring requirements to help clarify design intent. Where raceway and wiring is not indicated on the drawings for devices or equipment, the arrangement, grouping, and routing of raceway and wiring shall be provided in accordance with the National Electrical Code and in accordance with methods outlined in the contract specifications and drawings.
- B. Wiring: Provide wiring in accordance with Division 26 specification section "Basic Electrical Materials and Methods."
- C. Raceways: Install all wiring in raceway in accordance with Division 26 specification section "Basic Electrical Materials and Methods."
- D. Wiring Within Enclosures: Install conductors parallel with or at right angles to the sides and back of the enclosure. Bundle, lace, and train the conductors to terminal points with no excess. Connect conductors (and cable shields) associated with the fire alarm system that are terminated, spliced, or interrupted to terminal blocks. Mark each terminal in accordance with the wiring diagrams of the system. Make all connections with approved crimp-on terminal spade lugs, pressure-type terminal blocks, or plug connectors.
- E. Cable Taps and Splices: Cable taps and splices shall be kept to a minimum and shall only be allowed in addressable signaling line circuits; cable taps and splices shall not be provided in notification appliance circuits (most alarm notification appliances have both incoming and outgoing connection terminals – with proper planning there should be no need to splice a notification appliance circuit). Provide numbered terminal strips in junction boxes, pull boxes, outlet boxes, cabinets, and equipment enclosures where any tap or splice is made. Solder and/or wire nuts shall not be used.
- F. Color Coding: Color code all fire alarm conductors differently from the normal building power wiring. Provide one color code for audible notification appliance circuits and a different color code for visible notification appliance circuits. Provide a different color code for signaling line circuits. Paint all fire alarm system junction boxes and covers red (except for Wiremold surface raceway boxes).

3.4 GROUNDING

- A. Ground equipment and conductor and cable shields. For audio circuits, minimize to the greatest extent possible ground loops, common mode returns, noise pickup, cross talk, and other impairments.

3.5 FIELD QUALITY CONTROL

- A. Manufacturer's Field Services: Provide services of a factory-authorized service representative to supervise the field assembly and connection of components and the pretesting, testing, and adjustment of the system.
- B. Pretesting: Upon completing installation of the system, align, adjust, and balance the system and perform complete pretesting. Determine, through pretesting, the conformance of the system to the requirements of the Drawings and Specifications. Correct deficiencies observed in pretesting. Replace malfunctioning or damaged items with new and retest until satisfactory performance and conditions are achieved. Prepare forms for systematic recording of acceptance test results.
- C. Report of Pretesting: After pretesting is complete, provide a letter certifying the installation is complete and fully operable. The letter shall include the names and titles of the witnesses to the preliminary tests.
- D. Final Test Notice: Provide 10 days' minimum notice in writing when the system is ready for final acceptance testing.
- E. Minimum System Tests: Test the system in accordance with the procedures outlined in NFPA 72. Minimum required tests are as follows:
 - 1. Verify the absence of unwanted voltages between circuit conductors and ground.
 - 2. Verify the control unit is in the normal condition as detailed in the manufacturer's operating and maintenance manual.
 - 3. Test initiating and indicating circuits for proper signal transmission under open circuit conditions. One connection each should be opened at not less than 10 percent of the initiating and indicating devices. Proper signal transmission in accordance with class of wiring used shall be observed.
 - 4. Test each initiating and indicating device for alarm operating and proper response at the control unit. Test smoke detectors with actual products of combustion.
 - 5. Test the system for all specified functions in accordance with the manufacturer's operating and maintenance manual. Systematically initiate

specified functional performance items at each station including making all possible alarm and monitoring initiations and using all communications options. For each item, observe related performance at all devices required to be affected by the item under all system sequences. Observe indicating lights, displays, signal tones, and annunciator indications. Observe all voice audio for routing, clarity, quality, freedom from noise and distortion, and proper volume level.

6. Test both primary power and secondary power. Verify, by test, the secondary power system is capable of operating the system for the period and in the manner specified.
- F. Retesting: Rectify deficiencies indicated by tests and completely retest work affected by such deficiencies at Contractor's expense. Verify by the system test that the total system meets the Specifications and complies with applicable standards.
 - G. Report of Tests and Inspections: Provide a written record of inspections, tests, and detailed test results in the form of a test log. Submit log upon the satisfactory completion of tests.

3.6 COMMISSIONING

- A. Provide the services of a factory-authorized service representative to demonstrate and train Owner's maintenance personnel as specified below.
 1. Train Owner's maintenance personnel in the procedures and schedules involved in operating, troubleshooting, servicing, and preventive maintaining of the system. Provide a minimum of 8 hours' training.
 2. Schedule training with the Owner in writing at least seven days in advance.
 3. Occupancy Adjustments: When requested within one year of date of Substantial Completion, provide on-site assistance in adjusting sound levels (via speaker tap settings), detector sensitivity setpoints, and controls to suit actual occupied conditions. Provide three 8-hour visits to the site for this purpose.

END OF SECTION 28 31 00



EMSL ANALYTICAL, INC.
LABORATORY PRODUCTS TRAINING

Asbestos Bulk Building Material Chain of Custody

EMSL Order Number (Lab Use Only)

1926

EMSL ANALYTICAL, INC.
200 ROUTE 130 NORTH
CINNAMINSON, NJ 08077
PHONE: (800) 220-3675
FAX (856) 786-5974

Company: University of South Carolina		EMSL-Bill to: <input checked="" type="checkbox"/> Same <input type="checkbox"/> Different	
Street: 743 Greene Street		If Bill to is Different note instructions in Comments**	
City: Columbia	State/Province: SC	Zip/Postal Code: 29208	Country: US
Report To (Name): USC Hazmat		Telephone #: 803-509-3376	
Email Address: asbestos@mailbox.sc.edu		Fax #:	Purchase Order:
Project Name/Number: SC Cyclotron Library		Please Provide Results: <input type="checkbox"/> Fax <input checked="" type="checkbox"/> Email	
U.S. State Samples Taken: SC		CT Samples: <input type="checkbox"/> Commercial/Taxable <input type="checkbox"/> Residential/Tax Exempt	

Turnaround Time (TAT) Options* - Please Check

3 Hour
 6 Hour
 24 Hour
 48 Hour
 72 Hour
 96 Hour
 1 Week
 2 Week

*For TEM Air 3 hr through 6 hr, please call ahead to schedule. There is a premium charge for 3 Hour TEM AHERA or EPA Level II TAT. You will be asked to sign an authorization form for this service. Analysis completed in accordance with EMSL's Terms and Conditions located in the Analytical Price Guide.

PLM - Bulk (reporting limit)	TEM - Bulk
<input checked="" type="checkbox"/> PLM EPA 600/R-93/116 (<1%) <input type="checkbox"/> PLM EPA NOB (<1%) Point Count <input type="checkbox"/> 400 (<0.25%) <input type="checkbox"/> 1000 (<0.1%) Point Count w/Gravimetric <input type="checkbox"/> 400 (<0.25%) <input type="checkbox"/> 1000 (<0.1%) <input type="checkbox"/> NIOSH 9002 (<1%) <input type="checkbox"/> NY ELAP Method 198.1 (friable in NY) <input type="checkbox"/> NY ELAP Method 198.6 NOB (non-friable-NY) <input type="checkbox"/> OSHA ID-191 Modified <input type="checkbox"/> Standard Addition Method	<input checked="" type="checkbox"/> TEM EPA NOB - EPA 600/R-93/116 Section 2.5.5.1 <input type="checkbox"/> NY ELAP Method 198.4 (TEM) <input type="checkbox"/> Chatfield Protocol (semi-quantitative) <input type="checkbox"/> TEM % by Mass - EPA 600/R-93/116 Section 2.5.5.2 <input type="checkbox"/> TEM Qualitative via Filtration Prep Technique <input type="checkbox"/> TEM Qualitative via Drop Mount Prep Technique <p style="text-align: center;"><u>Other</u></p> <input type="checkbox"/>

Check For Positive Stop - Clearly Identify Homogenous Group Date Sampled:

Samplers Name: _____ Samplers Signature: _____

Sample #	HA #	Sample Location	Material Description

Client Sample # (s): 1726 Total # of Samples: 3

Relinquished (Client): _____ Date: _____ Time: _____

Received (Lab): _____ Date: 4/16/15 Time: 10:50

Comments/Special Instructions: (2) EMSL FL 7950 2490 7495

1026



Building # 004 CAROLINIANA LIBRARY

Sample Analysis Type of Analysis: Lead / Asbestos Date: 4/15/15

Turn Around Time 24 HRS

Area	Sample ID	Material Sampled	Material Location	F/NF	Cond	Quantity	Pot to Disturb
A	1	DUCT WRAP OVER FG	3RD MECH RM @ AIR HANDLER #4	NF	G	<30 SQ FT	LOW
A	2	DUCT WRAP OVER FG	3RD MECH RM @ AIR HANDLER #3	NF	G	<30 SQ FT	LOW
A	3	DUCT WRAP OVER FG	3RD MECH RM @ AIR HANDLER #6 <i>(from 5th floor)</i>	NF	G	<30 SQ FT	LOW

License # BI-00568 FM# FM00413688 Signature Requestor PETE FISHER

Send lab results in PDF and CSV format as soon as possible to: asbestos@mailbox.sc.edu

Description HAZMAT SURVEY - CAROLINIANA LIBRARY FIRE ALARM UPGRADES

Site	COLUMBIA	Assigned To	JPROVENCE
Building	004 SOUTH CAROLINIANA LIBRARY	Crew	HAZMAT
Floor	Room:	Start Date	Priority 1
Equipment		Due date	17-MAR-15
		Request Date	03-DEC-12 by CHAPMAS

Request #	FM00413688	Description	HAZMAT SURVEY - CAROLINIANA LIBRARY FIRE ALARM UPGRADES
Parent WO #			

CP Number	CP00366631	CAROLINIANA LIBRARY FIRE ALARM UPGRADES
------------------	------------	---

State/Internal Project Number	H27-1851
--------------------------------------	----------

Requestor	Project Manager	FISHER, PETER L.
Telephone	Telephone	777-9346
Alternate	Estimated Cost	\$ 29.50
Telephone	Billing	FIXED PRICE
Non-Available Time	53100-W384-57120 (COLUMBIA CAMPUS FIRE ALARM UPGRADES)	

Task List
 (CHECK ALL THAT APPLY AND PROVIDE ADDITIONAL INFORMATION AS NEEDED)

HAZMAT SURVEY(S) REQUESTED FOR THE FOLLOWING

- FLOOR TILE
- JOINT COMPOUND
- WALLS
- MASTIC
- CEILING TILE
- PIPE INSULATION
- VINYL SHEET FLOORING
- FIREPROOFING
- FUME HOODS/TABLE TOPS
- ROOFING MATERIALS
- FIRE DOORS
- GASKETS/VALVES
- BOILER INSULATION
- ACOUSTICAL POPCORN CEILING
- DUCT WORK
- OTHER (PLEASE DESCRIBE BELOW)

DATE WORK STARTED	CAUSE
DATE WORK COMPLETED	CONDITION
EQUIPMENT	
CLOSING REMARKS	
BENCHSTOCK MATERIALS	
Qty	Description
	Price Per Unit

Note Date	Title
22 APR 15	<p>Supervisor's Approval HAZMAT SURVEY RESULTS</p> <p>INSPECTORS REVIEWED THE PROJECT SCOPE WITH THE PROJECT DESIGNER (JOE LAND) AT THE REQUEST OF THE PROJECT MANAGER (PETE FISHER). DURING A WALK THROUGH WITH THE PROJECT DESIGNER, HE INDICATED THAT EXISTING FLOOR PENETRATIONS WOULD BE USED IN ALL CASES WHERE RACEWAY OR OTHER MATERIALS NEED TO PASS FROM FLOOR TO FLOOR. AS NO NEW FLOOR PENETRATIONS ARE NEEDED, THE FLOORING MATERIALS WERE NOT SURVEYED. IF THE PROJECT SCOPE CHANGES AND FLOOR PENETRATIONS ARE NEEDED, PLEASE CONTACT USC HAZMAT FOR FURTHER INSPECTION.</p> <p>IN AN EFFORT TO MAINTAIN THE INTEGRITY OF THE ROOF, ROOFING MATERIALS WERE NOT TESTED AS PART OF THIS SURVEY. AS SUCH, THE ROOFING MATERIALS ARE PRESUMED TO BE POSITIVE FOR ASBESTOS. PLEASE CONTACT USC HAZMAT TO ASSIST WITH THE ROOF PENETRATION(S) WHEN IT IS NEEDED.</p> <p>DUE TO THE PRESENCE OF LEAD-BASED PAINT IN MANY LOCATIONS THROUGHOUT THE BUILDING, THE CONTRACTOR PERFORMING THE WORK WILL NEED LEAD AWARENESS TRAINING. PLEASE CONTACT USC HAZMAT FOR GUIDANCE.</p> <p>04-AUG-10 2009-10-23 BLDG COMPONENT ASBESTOS/LEAD EXPOSURE UPDATE</p> <p>BELOW ARE THE ASBESTOS AND LEAD TESTING RESULTS FOR THE SOUTH CAROLINIANA LIBRARY:</p> <p>SHEET ROCK: NEGATIVE FOR ASBESTOS CONTAINING MATERIALS JOINT COMPOUND: NEGATIVE FOR ASBESTOS CONTAINING MATERIALS PLASTER: NEGATIVE FOR ASBESTOS CONTAINING MATERIALS PAINT IN ENTRY WAY OF 1ST & 2ND FLOOR STUDY AREA: POSITIVE FOR LEAD BASE PAINT WHITE WALL PAINT: NEGATIVE FOR LEAD BASE PAINT 9X9 FLOOR TILE: POSITIVE FOR ASBESTOS AND BLACK MASTIC HVAC DUCT RETURNS: POSITIVE FOR ASBESTOS PIPE INSULATION: POSITIVE FOR ASBESTOS CEILING TILES: NEGATIVE FOR ASBESTOS</p> <p>IF YOU AND/ OR CONTRACTORS NEED TO DISTURB ANY MATERIALS YOU DEEM SUSPECT THAT ARE NOT LISTED ABOVE, STOP WORK AND CONTACT THE ASBESTOS PROGRAM MANAGER, 777-1208. IF YOU NEED TO DISTURB ANY MATERIAL LISTED AS POSITIVE, YOU MUST CONTACT THE ASBESTOS PROGRAM MANAGER TO ARRANGE FOR REMOVAL. THIS INFORMATION MUST BE PASSED ALONG TO ALL CONTRACTORS, SUB-CONTRACTORS, AND INDIVIDUALS WORKING IN THIS BUILDING</p>



EMSL Analytical, Inc.

706 Gralin Street, Kernersville, NC 27284

Phone/Fax: (336) 992-1025 / (336) 992-4175

<http://www.EMSL.com>

greensborolab@emsl.com

EMSL Order:	021501926
CustomerID:	UNSC62
CustomerPO:	
ProjectID:	

Attn: **USC Hazmat**
University of South Carolina
743 Greene Street
Columbia, SC 29208

Phone: (803) 777-7000
 Fax: (803) 777-3990
 Received: 04/16/15 10:50 AM
 Analysis Date: 4/16/2015
 Collected:


Project: **4 Caroliniana Library**

Test Report: Asbestos Analysis of Bulk Materials via EPA 600/R-93/116 Method using Polarized Light Microscopy

Sample	Description	Appearance	Non-Asbestos		Asbestos
			% Fibrous	% Non-Fibrous	% Type
1 <i>021501926-0001</i>	Duct Wrap Over FG	Tan/Silver/Beige Fibrous Heterogeneous	40% Cellulose 3% Glass	57% Non-fibrous (other)	None Detected
2 <i>021501926-0002</i>	Duct Wrap Over FG	Tan/Silver/Beige Fibrous Heterogeneous	40% Cellulose 3% Glass	57% Non-fibrous (other)	None Detected
3 <i>021501926-0003</i>	Duct Wrap Over FG	Tan/Silver Fibrous Heterogeneous	40% Cellulose 3% Glass	57% Non-fibrous (other)	None Detected

Analyst(s)

 James Cole (1)
 Nicole Shutts (2)


 Stephen Bennett, Laboratory Manager
 or other approved signatory

EMSL maintains liability limited to cost of analysis. This report relates only to the samples reported and may not be reproduced, except in full, without written approval by EMSL. EMSL bears no responsibility for sample collection activities or analytical method limitations. Interpretation and use of test results are the responsibility of the client. This report must not be used by the client to claim product certification, approval, or endorsement by NVLAP, NIST or any agency of the federal government. Non-friable organically bound materials present a problem matrix and therefore EMSL recommends gravimetric reduction prior to analysis. Samples received in good condition unless otherwise noted. Estimated accuracy, precision and uncertainty data available upon request. Unless requested by the client, building materials manufactured with multiple layers (i.e. linoleum, wallboard, etc.) are reported as a single sample. Reporting limit is 1%
 Samples analyzed by EMSL Analytical, Inc. Kernersville, NC NVLAP Lab Code 102104-0, CA ELAP 2689, Virginia 3333-000228, West Virginia LT000321

Initial report from 04/17/2015 08:34:03



EMSL Analytical, Inc.

706 Gralin Street, Kernersville, NC 27284
Phone/Fax: (336) 992-1025 / (336) 992-4175
<http://www.EMSL.com> greensborolab@emsl.com

EMSL Order: 021501926
CustomerID: UNSC62
CustomerPO:
ProjectID:

Attn: **USC Hazmat**
University of South Carolina
743 Greene Street
Columbia, SC 29208


Phone: (803) 777-7000
Fax: (803) 777-3990
Received: 04/16/15 10:50 AM
Analysis Date: 4/18/2015
Collected:

Project: **4 Caroliniana Library**

Test Report: Asbestos Analysis of Non-Friable Organically Bound Materials by TEM
via EPA/600/R-93/116 Section 2.5.5.1

SAMPLE ID	DESCRIPTION	APPEARANCE	% MATRIX MATERIAL	% NON-ASBESTOS FIBERS	ASBESTOS TYPES
3 021501926-0003	Duct Wrap Over FG	Tan/Silver Fibrous Heterogeneous	100	None	No Asbestos Detected

Analyst(s) _____
Nicole Shutts (1)


Stephen Bennett, Laboratory Manager
or other approved signatory

This laboratory is not responsible for % asbestos in total sample when the residue only is submitted for analysis. The above report relates only to the items tested. This report may not be reproduced, except in full, without written approval by EMSL Analytical, Inc. Samples received in good condition unless otherwise noted. Unless requested by the client, building materials manufactured with multiple layers (i.e. linoleum, wallboard, etc.) are reported as a single sample.
Samples analyzed by EMSL Analytical, Inc. Kernersville, NC

Initial report from 04/18/2015 16:20:23